

**Barons**  
*Designed for Living*



**Bedroom & Display  
Furniture**  
for Challenging  
Environments

# Introducing Our New Challenging Behaviour Furniture Ranges

Barons has provided high quality challenging behaviour furniture for many years. These safe and robust products are specifically designed for therapeutic environments where residents' health issues make their safety and comfort a concern.

All of Barons' challenging behaviour furniture has been carefully crafted and tested to reduce the likelihood of residents injuring either themselves or staff.



## FEATURES & BENEFITS



Glued dowelled and screwed



Metal sided drawer boxes



Feature panelled doors and drawer fronts



Designed for contract



Soft rounded corners



Dementia friendly



Solid back to all units



Melamine faced to aid easy clean and hygiene along with anti-microbial lacquers used to all polished edges



Manufactured in the UK



110° or 170° hinges available with soft closing option



Large visual metal handles



Strength and stability tested



Anti-ligature clothing shelf



Quality fittings



Anti-ligature handles



Optional Locks



Feature vinyl moulded door/drawer fronts

## RISK LEVEL

LOW RISK (STANDARD)

MEDIUM RISK


HIGH RISK

MAXIMUM RISK



# Wood Colour Options


## STANDARD DOOR/DRAWER\*




**Sand Beech**  
(SB)



**Light Oak**  
(LO)



**Opera Walnut**  
(OW)



**French Walnut**  
(FW)



**Truffle Oak**  
(TO)



**Lava Oak**  
(LA)



**Mountain Oak**  
(MT)



**Greige Oak\*\***  
(GO)




**Natural Oak\*\***  
(NO)




**Dark Royal Oak\*\***  
(DRO)

## CONTRASTING DOOR/DRAWER\*



**Cream**  
(CD)



**Mussel**  
(MU)



**Cashmere**  
(CF)

## Ordering

To order a specific colour, simply add the colour code to the end of the product code when you order. Or, for more information about the options available contact a member of our friendly sales team.

**t 01253 741940**

**e [sales@baronsfurniture.co.uk](mailto:sales@baronsfurniture.co.uk)**

\*Please note not all options are available with each range, please see individual ranges for options.

\*\*Premium Range

VIEW THE RANGE AT  
**[www.baronsfurniture.co.uk](http://www.baronsfurniture.co.uk)**

# Luxor

## LOW RISK (STANDARD)

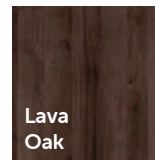
### FEATURES & BENEFITS

- Curved moulded tops
- Glued, dowelled and screwed construction
- Melamine faced to aid easy clean and hygiene
- 25mm thick tops
- Soft rounded corners
- Solid backs
- Metal sided drawer boxes
- 170° hinges
- Optional Locks
- Tested to BS 4875 Part 7 Level 4
- Tested to BS 4875 Part 8
- Antimicrobial laquered polished top
- 18mm MDF doors




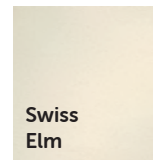


### WOOD OPTIONS

#### Standard



#### Contrasting Door/Drawer



**30" Top Box**  
LUX-TBX-30-LR  
LUX-TBX-30-MR  
H430 x W780 x D540 mm



**36" Top Box**  
LUX-TBX-36-LR  
LUX-TBX-36-MR  
H430 x W915 x D540 mm

VIEW THE RANGE AT  
[www.baronsfurniture.co.uk](http://www.baronsfurniture.co.uk)

## PRODUCTS AVAILABLE



**Bedside with 1-Drawer**  
LUX-BDS-1-LR  
LUX-BDS-1-MR  
H645 x W505 x D475 mm



**Bedside with 1-Door**  
LUX-BDS-CU-SH-LR  
LUX-BDS-CU-SH-MR  
H645 x W505 x D475 mm



**Bedside with Door / Drawer**  
LUX-BDS-CU-DR-LR  
LUX-BDS-CU-DR-MR  
H645 x W505 x D475 mm



**Bedside with 3-Drawer**  
LUX-BDS-3-LR  
LUX-BDS-3-MR  
H645 x W505 x D475 mm



**3-Drawer Wide Chest**  
LUX-CH-3-W-LR  
LUX-CH-3-W-MR  
H645 x W750 x D560 mm



**4-Drawer Wide Chest**  
LUX-CH-4-W-LR  
LUX-CH-4-W-MR  
H820 x W750 x D560 mm



**5-Drawer Wide Chest**  
LUX-CH-5-W-LR  
LUX-CH-5-W-MR  
H995 x W750 x D560 mm



**48" Dressing Table**  
LUX-DT-N-LR  
LUX-DT-N-MR  
H760 x W1200 x D475 mm



**Single Wardrobe**  
LUX-ROB-S-LR  
LUX-ROB-S-MR  
H1820 x W505 x D560 mm



**30" Double Wardrobe**  
LUX-ROB-D-LR  
LUX-ROB-D-MR  
H1820 x W815 x D560 mm



**30" Gents Wardrobe**  
LUX-ROB-G-LR  
LUX-ROB-G-MR  
H1820 x W815 x D560 mm



**36" Combi Wardrobe**  
LUX-ROB-COM-LR  
LUX-ROB-COM-MR  
H1820 x W955 x D560 mm

## MEDIUM RISK

### FEATURES & BENEFITS

- Curved moulded tops
- Glued, dowelled and screwed construction
- Melamine faced to aid easy clean and hygiene
- 25mm thick tops
- Soft rounded corners
- Solid backs
- Metal sided drawer boxes
- Optional Locks
- Piano hinges
- Anti-ligature clothes rail
- Anti-ligature handles
- Drawer stoppers to prevent removal
- Anti-tamper fixing screws
- Tested to BS 4875 Part 7 Level 4
- Tested to BS 4875 Part 8



Anti-ligature Handle

# Maine

## LOW RISK (STANDARD)




### FEATURES & BENEFITS

- Glued, dowelled and screwed
- Designed for contract
- Solid backs to all units
- 170° hinges
- Durable hanging rail
- Metal sided drawer boxes
- Soft rounded corners
- Large visual metal handles
- Quality fittings
- 25mm thick top
- Tested to BS 4875 Part 7 Level 4
- Tested to BS 4875 Part 8
- Manufactured in the UK
- Melamine faced to aid easy clean and hygiene




### WOOD OPTIONS

#### Standard



#### Contrasting Door/Drawer



VIEW THE RANGE AT  
[www.baronsfurniture.co.uk](http://www.baronsfurniture.co.uk)

PRODUCTS AVAILABLE



**Bedside with 1-Drawer**  
MAI-BDS-1-LR  
MAI-BDS-1-MR  
H650 x W520 x D460 mm



**Bedside with 1-Door**  
MAI-BDS-CU-SH-LR  
MAI-BDS-CU-SH-MR  
H650 x W520 x D460 mm



**Bedside with Door / Drawer**  
MAI-BDS-CU-DR-LR  
MAI-BDS-CU-DR-MR  
H650 x W520 x D460 mm



**Bedside with 3-Drawer**  
MAI-BDS-3-LR  
MAI-BDS-3-MR  
H650 x W520 x D460 mm



**3 Drawer Wide Chest**  
MAI-CH-3-W-LR  
MAI-CH-3-W-MR  
H650 x W770 x D540 mm



**4 Drawer Wide Chest**  
MAI-CH-4-W-LR  
MAI-CH-4-W-MR  
H825 x W770 x D540 mm



**5 Drawer Wide Chest**  
MAI-CH-5-W-LR  
MAI-CH-5-W-MR  
H1000 x W770 x D540 mm



**48" Dressing Table**  
MAI-DT-N-LR  
MAI-DT-N-MR  
H765 x W1200 x D460 mm



**Single Wardrobe**  
MAI-ROB-S-LR  
MAI-ROB-S-MR  
H1825 x W520 x D540 mm



**30" Double Wardrobe**  
MAI-ROB-D-LR  
MAI-ROB-D-MR  
H1825 x W830 x D540 mm



**30" Gents Wardrobe**  
MAI-ROB-G-LR  
MAI-ROB-G-MR  
H1825 x W830 x D540 mm



**36" Combi Wardrobe**  
MAI-ROB-COM-LR  
MAI-ROB-COM-MR  
H1825 x W970 x D540 mm

MEDIUM RISK

FEATURES & BENEFITS

- Glued dowelled and screwed
- Designed for contract
- Solid backs to all units
- Metal sided drawer boxes
- Soft rounded corners
- Large visual metal handles
- Quality fittings
- Manufactured in the UK
- Piano hinges
- Anti-ligature clothes rail
- Anti-ligature handles
- Drawer stoppers to prevent removal
- Anti-tamper security fixings
- 25mm thick top
- Tested to BS 4875 Part 7 Level 4
- Tested to BS 4875 Part 8
- Melamine faced to aid easy clean and hygiene

Top Box option available on request

# Orleans

## LOW RISK (STANDARD)





### FEATURES & BENEFITS

- Glued, dowelled and screwed
- Designed for contract
- Solid backs to all units
- 170° hinges
- Durable hanging rail
- Metal sided drawer boxes
- Soft rounded corners
- Cut out handles
- Quality fittings
- Manufactured in the UK
- Optional locks
- Tested to BS 4875 Part 7 Level 4
- Tested to BS 4875 Part 8
- Melamine faced to aid easy clean and hygiene
- 18mm vinyl wrapped doors
- 25mm vinyl wrapped tops





### WOOD OPTIONS

#### Standard



#### Contrasting Door/Drawer



VIEW THE RANGE AT  
[www.baronsfurniture.co.uk](http://www.baronsfurniture.co.uk)



PRODUCTS AVAILABLE



**Bedside with 1-Drawer**  
 ORL-BDS-1-LR  
 ORL-BDS-1-MR  
 H650 x W470 x D455 mm



**Bedside with 1-Door**  
 ORL-BDS-CU-SH-LR  
 ORL-BDS-CU-SH-MR  
 H650 x W470 x D455 mm



**Bedside with Door / Drawer**  
 ORL-BDS-CU-DR-LR  
 ORL-BDS-CU-DR-MR  
 H650 x W470 x D455 mm



**Bedside with 3-Drawer**  
 ORL-BDS-3-LR  
 ORL-BDS-3-MR  
 H650 x W470 x D455 mm

**MEDIUM RISK**

FEATURES & BENEFITS

- Glued, dowelled and screwed
- Designed for contract
- Solid backs to all units
- Metal sided drawer boxes
- Soft rounded corners
- Cut out handles
- Quality fittings
- Manufactured in the UK
- Optional locks
- Anti-ligature clothes rail
- Drawer stoppers to prevent removal
- Anti-tamper security fixings
- 25mm thick top
- Tested to BS 4875 Part 7 Level 4
- Tested to BS 4875 Part 8
- Melamine faced to aid easy clean and hygiene

Top Box options available on request



**3-Drawer Chest**  
 ORL-CH-3-W-LR  
 ORL-CH-3-W-MR  
 H650 x W720 x D540 mm



**4-Drawer Chest**  
 ORL-CH-4-W-LR  
 ORL-CH-4-W-MR  
 H825 x W720 x D540 mm



**5-Drawer Chest**  
 ORL-CH-5-W-LR  
 ORL-CH-5-W-MR  
 H1000 x W720 x D540 mm



**48" Dressing Table**  
 ORL-DT-N-LR  
 ORL-DT-N-MR  
 H765 x W1200 x D460 mm



**Double Wardrobe**  
 ORL-ROB-D-LR  
 ORL-ROB-D-MR  
 H1825 x W780 x D540 mm



**Gents Wardrobe**  
 ORL-ROB-G-LR  
 ORL-ROB-G-MR  
 H1825 x W780 x D540 mm



Cut Out Handle



Piano Hinge



Non-Removable Drawer



Anti-ligature Hanging Rail

# Miami

## HIGH RISK




### FEATURES & BENEFITS

- Glued, dowelled and screwed
- Designed for contract
- Manufactured in the UK
- 18mm thick solid backs to all units
- 170° heavy duty piano hinges
- Anti-ligature clothing shelf
- Secure solid sided drawer boxes (requires special tool to be removed)
- Heavy Duty steel roller drawer runners (100kg)
- 25mm thick vinyl moulded tops with soft rounded corners
- Anti-ligature vinyl moulded door/drawer fronts
- Cut out handles
- Space restricting foot board
- Security anti-tamper fittings throughout
- Optional locks
- Tested to BS4875 Part 7 & 8 (2006) test Level 5 – Severe contract furniture
- Melamine faced to aid easy clean and hygiene
- Soft rounded corners with profiled edge
- Rated to 100kgs





### WOOD OPTIONS

#### Standard



#### Contrasting Door/Drawer



VIEW THE RANGE AT  
[www.baronsfurniture.co.uk](http://www.baronsfurniture.co.uk)

PRODUCTS AVAILABLE



**Bedside with 1-Shelf**  
MIA-BDS-1S-HR  
H685 x W470 x D525 mm



**Bedside with 1-Drawer**  
MIA-BDS-1-DR-HR  
H685 x W470 x D525 mm



**Bedside with 1-Door**  
MIA-BDS-CU-SH-HR  
H685 x W470 x D525 mm



**Bedside with Door / Drawer**  
MIA-BDS-CU-DR-HR  
H685 x W470 x D525 mm



Cut Out Handle



**Bedside with 3-Drawer**  
MIA-BDS-3-HR  
H685 x W470 x D525 mm



**3-Drawer Chest**  
MIA-CH-3-W-HR  
H685 x W770 x D525 mm



**4-Drawer Chest**  
MIA-CH-4-W-HR  
H890 x W770 x D525 mm



**Open Desk Pedestal**  
MIA-ODP-N-HR  
H745 x W1000 x D525 mm



Piano Hinge



Non-Removable Drawer



**48" Dressing Table**  
MIA-DT-N-HR  
H745 x W1200 x D525 mm



**Double Wardrobe\*\***  
MIA-ROB-D-HR  
H1825 x W805 x D610 mm



**Gents Wardrobe\*\***  
MIA-ROB-G-HR  
H1825 x W805 x D610 mm



**Double Wardrobe Sloping Top Box**  
MIA-STBX-30-HR  
H290 x W805 x D610 mm



Anti-ligature Hanging Rail

\*\*Assembly required on site. Subject to site survey. 2 Man delivery required. Delivery & Installation charges applicable .

# HDU Style

## MAXIMUM RISK

### FEATURES & BENEFITS

- Open fronted units
- Glued & Dowelled
- Designed for contract
- Quality Fittings
- 25mm MFC carcass including solid back
- Tops are 25mm MDF with soft rounded corners and smooth profiled edges
- Anti-tamper security fixings
- Manufactured in the UK
- Tested to BS 4875 part 7 & 4
- Tested to BS4875 part 8
- Melamine faced to aid easy clean and hygiene

Optional coloured back boards available upon request \* contact the sales office for further info – subject to minimum order quantities.

Site survey and fitting service available.




t 01253 741940

e sales@baronsfurniture.co.uk



### WOOD OPTIONS

#### Standard



VIEW THE RANGE AT  
[www.baronsfurniture.co.uk](http://www.baronsfurniture.co.uk)

PRODUCTS AVAILABLE



**Bedside with 1-Shelf**  
**HDU-BDS-1S-MAX**  
 H600 x W500 x D460 mm



**Bedside with 3-Shelf**  
**HDU-BDS-3S-MAX**  
 H600 x W500 x D460 mm



**Wide Chest with 3-Shelf**  
**HDU-CH-3S-W-MAX**  
 H600 x W800 x D460 mm



**Wide Chest with 4-Shelf**  
**HDU-CH-4S-W-MAX**  
 H775 x W800 x D460 mm



**Reinforced Carcass**



**Wide Chest with 5-Shelf**  
**HDU-CH-5S-W-MAX**  
 H950 x W800 x D460 mm



**Open Desk Pedestal**  
**HDU-ODP-N-MAX**  
 H745 x W1000 x D500 mm



**48" Dressing Table**  
**HDU-DT-N-MAX**  
 H745 x W1200 x D500 mm



**Single Wardrobe**  
**HDU-ROB-S-MAX**  
 H2025 x W600 x D550 mm



**Sloping Top Box**



**Double Wardrobe**  
**HDU-ROB-D-MAX**  
 H2025 x W800 x D550 mm



**Single Wardrobe Sloping Top**  
**HDU-ROB-SST-MAX**  
 H2225 x W605 x D570 mm



**Double Wardrobe Sloping Top**  
**HDU-ROB-DST-MAX**  
 H2225 x W805 x D570 mm

# Cannes

## LOW RISK (STANDARD)



### FEATURES & BENEFITS

- Glued, dowelled and screwed
- Solid backs to all units
- Designed for contract
- Optional locks
- Large visual all metal handles
- Manufactured in the UK
- 110° soft closing hinges
- Quality fixings
- Complies with BS standards for strength and stability



### WOOD OPTIONS

#### Standard



VIEW THE RANGE AT  
[www.baronsfurniture.co.uk](http://www.baronsfurniture.co.uk)

PRODUCTS AVAILABLE



**Cube 1 Divider**  
CAN-CUB-1  
H475 x W450 x D450mm



**Cube 3 Divider**  
CAN-CUB-3  
H1325 x W450 x D450mm



**Cube 4 Divider**  
CAN-CUB-4  
H1750 x W450 x D450mm



**Rectangular Coffee Table**  
CAN-COF-REC  
H450 x W1000 x D600mm



**Square Coffee Table**  
CAN-COF-SQU  
H450 x W600 x D600mm

**Cube 2 Divider**  
CAN-CUB-2  
H900 x W450 x D450mm



**Small Bookcase**  
CAN-BKC-SMA  
H900 x W800 x D340mm



**Tall Bookcase**  
CAN-BKC-TAL  
H1800 x W800 x D340mm



**Narrow Combi Bookcase**  
CAN-BKC-NAR-COM  
H1800 x W515 x D400mm



**Small Dresser Top**  
CAN-SB-DRE-N  
H925 x W1000 x D340mm



**Large Dresser Top**  
CAN-SB-DRE-W  
H925 x W1200 x D340mm

**Small Sideboard**  
CAN-SB-N  
H875 x W1000 x D520mm

**Large Sideboard**  
CAN-SB-W  
H875 x W1200 x D520mm



**Console Table**  
CAN-CON-SQ  
H925 x W1000 x D400mm



**Console Table with 2 Drawers**  
CAN-CON-2D  
H925 x W1000 x D400mm



**Small TV Unit**  
CAN-TV-SMA  
H670 x W800 x D450mm



**Medium TV Unit**  
CAN-TV-MED  
H670 x W1000 x D450mm



**Wide TV Unit**  
CAN-TV-W  
H670 x W1290 x D450mm

# Bordeaux

## LOW RISK (STANDARD)

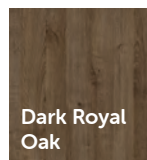

### FEATURES & BENEFITS

- Glued, dowelled and screwed
- Solid backs to all units
- Designed for contract
- Optional locks
- Metal sided drawer boxes
- Soft rounded corners
- Large visual all metal handles
- Melamine faced to aid easy clean and hygiene along with anti-microbial lacquers used to all polished edges
- Manufactured in the UK
- 110° soft closing hinges
- Quality fixings
- Complies with BS standards for strength and stability
- MDF polished tops to match wood grain



### WOOD OPTIONS

#### Standard



\*\*Premium Wood Shade

VIEW THE RANGE AT  
[www.baronsfurniture.co.uk](http://www.baronsfurniture.co.uk)





## PRODUCTS AVAILABLE



**Small Bookcase**  
BOR-BKC-SMA  
H905 x W870 x D365mm



**Tall Bookcase**  
BOR-BKC-TAL  
H1825 x W870 x D365mm



**Narrow Combi Bookcase**  
BOR-BKC-NAR-COM  
H1825 x W580 x D425mm



**Narrow Dresser Top**  
BOR-SB-DRE-N  
H920 x W1070 x D365mm

**Narrow Sideboard**  
BOR-SB-N  
H905 x W1070 x D545mm



**Wide Dresser Top**  
BOR-SB-DRE-W  
H920 x W1270 x D365mm



**Square Console Table**  
BOR-CON-SQ  
H905 x W1070 x D425mm



**2-Drawer Console Table**  
BOR-CON-2D  
H905 x W1070 x D425mm



**Small TV Unit**  
BOR-TV-SMA  
H710 x W870 x D475mm

**Wide Sideboard**  
BOR-SB-W  
H905 x W1270 x D545mm



**Medium TV Unit**  
BOR-TV-MED  
H710 x W1070 x D475mm



**Wide TV Unit**  
BOR-TV-W  
H710 x W1360 x D475mm



# Beds

## FEATURES & BENEFITS

### Low Risk

- 18mm MDF top
- 18mm MFC head/foot boards with 2mm ABS edging
- 18mm MFC side rails with 2mm ABS edging
- 18mm MFC inner supports

### Medium Risk

- 18mm MDF top
- 18mm MDF head/foot boards with profiled edges
- 18mm MFC side rails with 2mm ABS edging
- 18mm MFC inner supports

### Maximum Risk


- 25mm MDF armoured vinyl top with grooves
- 18mm MDF vinyl pressed sides, head & foot panels
- 18mm MDF inner supports (trenched into the armoured vinyl top for extra strength) & base

Optional wallmounted headboards available upon request.



## WOOD OPTIONS

### Standard



Please contact the sales office for specific wood shade options on each bed.

t 01253 741940

e sales@baronsfurniture.co.uk

VIEW THE RANGE AT  
[www.baronsfurniture.co.uk](http://www.baronsfurniture.co.uk)

## PRODUCTS AVAILABLE



### LOW RISK (STANDARD)

#### 3ft Hagan Bed with Integrated Headboard\*\*

**BED-HAG-S-LR**  
H900 x W960 x L1946mm

#### 4ft Hagan Bed with Integrated Headboard\*\*

**BED-HAG-3/4-LR**  
H900 x W1260 x L1946mm

\*\*Manufactured in two parts, assembly required on site.



### MAXIMUM RISK

**3ft Maximus Bed\*\* BED-MAX-S-HR**  
H438 x W1020 x L2015mm

**4ft Maximus Bed\*\* BED-MAX-3/4-HR**  
H438 x W1320 x L2015mm

\*\*Sloping sides for easy access to resident. Two man delivery required. Delivery and installation subject to final site survey.

**Optional Wall Mounted Headboard Available**



## Mattresses




### LOW RISK (STANDARD)

**3ft Mattress**  
**MAT-NAU-S-LR**  
W915 x L1920 x D180 mm

**4ft Mattress**  
**MAT-NAU-3/4-LR**  
W1220 x L1920 x D180 mm

#### FEATURES & BENEFITS

- 13.5 gauge sprint with 8 gauge rod edge
- Covered in Crib 5 Nautilus Breathable waterproof fabric



### MEDIUM RISK

**Medium Risk PU Welded Mattress**  
**MAT-MED-S-MR**  
W880 x L1900 x D125 mm  
(4ft option available upon request)

#### FEATURES & BENEFITS

- High Resilient, fire retardant foam
- Two-way stretch, Crib 5, waterproof PU cover
- Anti-Vandal - fully welded cover
- Waterproof and anti-bacterial coating, vapour permeable and washable



### HIGH/MAXIMUM RISK

**3ft High Risk Anti-Vandal Mattress**  
**MAT-HIGH-S-HR**  
W900 x L1900 x D100 mm

**4ft High Risk Anti-Vandal Mattress**  
**MAT-HIGH-3/4-HR**  
W1200 x L1900 x D100 mm

#### FEATURES & BENEFITS

- Fire resistant foam - BS5852 Part 1 & 2. Crib Test No 7.
- Exceptionally tough covering to prevent tearing
- Anti-Vandal - welded seams for maximum security, hygiene and strength benefits
- Cover is completely impermeable

# Display

HIGH RISK

## FEATURES & BENEFITS

- 18mm MDF carcass
- Tops are 18mm MDF with soft rounded corners and smooth profiled edges
- Tested to BS Standards for strength and stability

## Secure TV Units

- 18mm MDF carcass
- Tops are 18mm MDF with soft rounded corners and smooth profiled edges
- TV frames are a vinyl pressed frame with fixed polycarbonate viewing panel.

## Mirrors


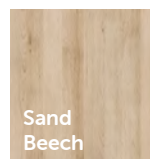
- Mirror Frames are fully glued and dowelled and include 6mm scratch resistant polycarbonate

Other sizes available on request.



## WOOD OPTIONS

### Standard



VIEW THE RANGE AT  
[www.baronsfurniture.co.uk](http://www.baronsfurniture.co.uk)

PRODUCTS AVAILABLE



**Sideboard 2 Door / 2 Drawer**  
**SB-2D-HR**  
 H960 x W1000 x D510mm



**Dresser / Bookcase Top for Sideboard**  
**SB-TOP-HR**  
 H930 x W1000 x D350mm



**Large Display Unit**  
**DIS-L-HR**  
 H980 x W800 x D350mm



**Small Display Unit**  
**DIS-S-HR**  
 H720 x W600 x D350mm



**Wall Mounted Bookcase**  
**WAL-BKC-HR**  
 H600 x W600 x D280mm



**TV Cabinet (22") Small**  
**TV-22-S-HR**  
 H1050 x W750 x D415mm  
**TV Cabinet (33") Medium**  
**TV-33-M-HR**  
 H1200 x W900 x D500mm  
**TV Cabinet (42") Large**  
**TV-42-L-HR**  
 H1200 x W1130 x D500mm



**Wall Mounted TV Unit (32") Medium**  
**WAL-TV-32-M-HR**  
 H1045 x W885 x D170mm  
**Wall Mounted TV Unit (42") Large**  
**WAL-TV-42-L-HR**  
 H1045 x W1115 x D170mm



**Standard Lock Fitted to Drawer**  
**LCK-DRW-HR**  
**Fitted Lock Keyed Alike**  
**LCK-ALI-HR**  
**Fitted Lock Keyed to Differ**  
**LCK-DIF-HR**  
**Fitted Lock Keyed to Differ with Master**  
**LCK-DIF-MAS-HR**



**Framed Safety Mirror 3**  
**MIR-SAF-3-HR**  
 H650 x W350 x D36mm  
**Framed Safety Mirror 4**  
**MIR-SAF-4-HR**  
 H800 x W300 x D36mm



**Wall Boxes**  
**WAL-BOX-LR**  
 H350 x W600 x D250mm

\*Other TV unit sizes available on request with integrated media units and gaming console shelving options.

# Tables

## HIGH RISK

### FEATURES & BENEFITS

- 25mm thick Melamine faced MDF
- Soft rounded corners
- Smooth profiled edges
- Glued and dowelled
- Solid Centre Pieces
- Cruciform Base (to circular & Square)
- Designed for Severe environments
- Quality Fixings
- Manufactured in the UK
- Complies with BS standards for strength and stability

Optional fixed floor fittings available.

### COFFEE TABLES



**Indistruct Rectangular Coffee Table**  
COF-REC-HR  
H430 x W750 x D450mm



**Indistruct Circular Coffee Table**  
COF-CIR-HR  
H430 x Dia 600mm



**Indistruct Square Coffee Table**  
COF-SQU-HR  
H430 x W600 x D600mm

### DINING TABLES



**Indistruct Rectangular Dining Table**  
DIN-REC-HR  
H730 x W1530 x D910mm

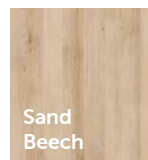


**Indistruct Circular Dining Table**  
DIN-CIR-HR  
H730 x Dia 1000mm




**Indistruct Square Dining Table**  
DIN-SQU-HR  
H730 x W910 x D910mm


### WOOD OPTIONS



Sand  
Beech



Light  
Oak



Opera  
Walnut



French  
Walnut

VIEW THE RANGE AT  
[www.baronsfurniture.co.uk](http://www.baronsfurniture.co.uk)

# Chairs

HIGH RISK

## FEATURES & BENEFITS

- Fixed seat and backs
- Zero depth gaps around side of the seats or anti - concealment
- No visible staples
- Non-retractable screws in exposed areas
- Solid ply base & seat platform
- Ply inner arms, inner back & all outers
- Strength & Stability Tested  
BS EN 153 73 : 2007

Optional cushion construction with additional weights.



**Bentley Tub Chair**  
BEN-TUB-CB  
H750 x W730 x D730mm



**Lisburn 2 Seater Sofa**  
LISB-2S-CB  
H760 x W1300 x D750mm



**Lisburn Chair**  
LISB-CB  
H760 x W790 x D750mm



**Paris Chair**  
PAR-S  
H1040 x W490 x D460mm




**Paris Chair with Arms**  
PAR-C  
H1040 x W520 x D460mm




**Rome 2 Seater Sofa**  
ROM-CB  
H760 x W1470 x D830mm

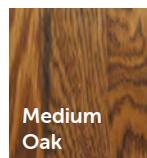
## WOOD OPTIONS




Natural Oak



Light Oak




Medium  
Oak



Wenge



French  
Walnut



Opera  
Walnut

# Barons

*Designed for Living*

4 & 5 Lidun Park Industrial Estate,  
Boundary Road, Lytham FY8 5HU

**t** 01253 741940

**e** [sales@baronsfurniture.co.uk](mailto:sales@baronsfurniture.co.uk)

**w** [baronsfurniture.co.uk](http://baronsfurniture.co.uk)

At Barons we continuously strive to improve and update our product ranges and, as a result, some designs and specifications may vary from time of print. All sizes are approximate and should be used as a general guide only. Images and wood shades are for illustration purposes only. Wood shade samples available on request.