

SHOWER ENCLOSURES / BATH SCREENS / WETROOM PANELS / TRAYS

# HAVEN TRADE

by **ROMAN**<sup>®</sup>  
REFINED SHOWERING







Roman's Haven range of Showers offers you all the qualities you would expect from the Roman Brand - for complete peace of mind. The innovative and affordable Haven range is backed by 41 years of showering experience, offering high quality products complete with a comprehensive after sales service and a Lifetime Guarantee.

All Haven products are designed by Roman's in-house team of Designers to offer a diverse range of contemporary products at an affordable price. The Haven collection is available from 10mm to 6mm glass thickness and encompasses an array of enclosures, a selection of side panels and in-line panels, stylish bath screens, wetroom panels and shower trays. Haven enclosures and bath screens feature toughened safety glass and are available in a choice of colours, which effortlessly and seamlessly complement all bathroom shapes and styles.



-  **FULLY ACCREDITED**  
MANUFACTURING FACILITY
-  **AWARD WINNING**  
MANUFACTURING & INNOVATION
-  **SUSTAINABILITY**  
PROMOTES CIRCULAR ECONOMY
-  **GLOBAL BRAND**  
LUXURY HOTELS WORLDWIDE
-  **HIGH QUALITY MATERIAL**  
EXCEPTIONAL PERFORMANCE
-  **SKILLED WORKFORCE**  
EXCEPTIONAL SERVICE
-  **INSPIRATION**  
TO DESIGN YOUR BATHROOM
-  **CUSTOMER SERVICE**  
SALES & AFTERCARE
-  **GLASS**  
TOUGHENED SAFETY GLASS
-  **INCLUSIVE DESIGN**  
FOR ALL USERS REQUIREMENTS

Roman Shower Enclosures, Bath Screens and Trays are manufactured in our UK Manufacturing Plant and Headquarters. Everything is designed in Britain, offering the ultimate in quality, precision & craftsmanship.



All Roman products fully conform to and exceed the European standards and carry the CE Marking. Any newly manufactured products from the 1st January 2021 will have the new UKCA mark applied, as per government guidelines.

## Award Winning Manufacturing & Innovation

Our products and ranges have won multiple awards for innovation and manufacturing including:

- Queens Award for International Trade in 2017 & 2022
- NHIC for bathroom safety compliance in 2018
- We have also been identified as one of London Stock Exchange's 1000 Companies to Inspire Britain.
- Roman is included in the FT1000, which is the list of Europe's Fastest Growing Companies, compiled by the Financial Times



## Protecting the Environment

Constantly working with our suppliers to maximise the use of recycled materials - with the ultimate aim of becoming carbon neutral.

For our full Environmental policy please visit [www.roman-showers.com](http://www.roman-showers.com)

### ROMAN HAS THREE CORE ENVIRONMENTAL OBJECTIVES:

- 1 Reduce energy consumed as a direct proportion of business activity
- 2 Increase the proportion of recycled waste
- 3 Reduce and if possible eliminate any harmful emissions, discharges or pollutants generated by the business activity.

## Trust

Buy with Confidence

Roman products are designed in the UK, offering the ultimate in quality, precision and craftsmanship. All Roman's manufacturing is carried out at our UK Manufacturing Plant and Headquarters and meet and exceed approved UK and European testing standards.

For complete peace of mind, all Roman Shower Enclosures, Wetroom Panels and Bath Screens are accompanied by a fully service backed Truelife Lifetime Guarantee.



**LANDFILL REDUCED 7% OF TOTAL WASTE GENERATED**

**ALL WASTE IS SEGREGATED INTO RECYCLABLES & NON-RECYCLABLES**

**100% OF ALL PACKAGING RECYCLED BEFORE USE**

**ALUMINIUM IS 100% RECYCLED BEFORE USE**

We worked with the Carbon Trust during 2021 in accordance with ISO 14064-3, and we are incredibly proud Roman met the requirements under PAS 2060 after our emissions and operations at our headquarters in County Durham were certified as carbon neutral.

[www.carbontrust.com](http://www.carbontrust.com)



Vehicles are being updated to Hybrid or full electric (CO<sub>2</sub> emissions between 0-49 kgs per km) throughout the course of the next 2 years. All other vehicles are Euro 6 compliant.

Within our company car fleet we have 7 Hybrid vehicles and one full electric, we have invested heavily in electric point charging at our head office.

Overall company CO<sub>2</sub> reduction since 2016 is 40%.

Roman have an ongoing policy of design, development and improvement and thus reserve the right to modify specification, ranges and prices without prior notice. Images are for illustration purposes only - please refer to your retailer as site conditions will vary or contact Roman Customer Relations on 01325 328033 for installation specifications.

## Contents

### HAVEN8

8mm glass | 1950mm height | 3 Colour Finishes

Sliding Door	02
Level Access Sliding Door	03
One Door Quadrant	04
Two Door Quadrant	06
Bi-Fold Door	07
Pivot Door	08
Side and In-Line Panels	09
Inswing Door	10

### HAVEN6

6mm glass | 1900mm height | 4 Colour Finishes

Sliding Door	12
Level Access Sliding Door	14
Corner Entry	15
One Door Quadrant	16
Two Door Quadrant	18
Bi-Fold Door	19
Pivot Door	20
Side and In-Line Panels	21
Frameless Pivot Door	22

### HAVENFRAMED

4mm glass | 1900mm height | Chrome Finish

Sliding Door	24
Bi-Fold Door	25
Pivot Door	26
Side and In-Line Panels	27

### HAVEN WETROOM PANELS

8mm & 10mm glass | 2000mm height | 6 Colour Finishes

Wetroom Panels	28
----------------	----

### HAVEN ACCESS

6mm glass | 2000mm height | Chrome Finish

3 Panel Sliding Door	36
Bath Screens	38
Trays	44
Sustainability / Testing	48

## Sliding Door

### SPECIFICATIONS:

- Chromed brass handle
- Polished Chrome, Matt Black and Brushed Brass frame
- 'Minimal' low profile seals
- Smooth running 'quick release' roller bearings
- 25mm vertical adjustment in each profile
- Reversible for left or right hand fixing



1200mm Door - H4S12CBR  
Anti-Slip Tray - RSTG128

Size (mm)	Aperture (mm)	Adjustment Alcove Fitting (mm)	Adjustment (mm) Corner Fitting	Code	RRP Ex VAT	RRP Inc VAT
1000	360	940 - 990	957 - 1007	H4S10C*	£691.54	£829.85
1100	410	1040 - 1090	1057 - 1107	H4S11C*	£718.65	£862.38
1200	460	1140 - 1190	1157 - 1207	H4S12C*	£745.72	£894.87
1400	560	1340 - 1390	1357 - 1407	H4S14CS	£772.95	£927.54
1500	610	1440 - 1490	1457 - 1507	H4S15CS	£781.97	£938.36
1700	710	1640 - 1690	1657 - 1707	H4S17CS	£855.20	£1,026.24

### Colour options for hardware



### Please note:

\* Available in Matt Black & Brushed Brass.  
For full list of tray sizes and options see pages 44 - 46  
For Side Panel and In-Line Panel information see page 09.



## Level Access Sliding Door

### SPECIFICATIONS:


- Chromed brass handle
- Polished Chrome frame
- Optional bottom rail
- Easy release door function
- 25mm vertical adjustment in each profile
- **Not reversible** - left or right handing must be specified



1200mm Door - H4LEL12CS (Left Hand)  
Anti-Slip Tray - RSTG128

Size (mm)	Aperture (mm)	Adjustment Alcove Fitting (mm)	Adjustment (mm) Corner Fitting	Code*	RRP Ex VAT	RRP Inc VAT
1000	360	940 - 990	957 - 1007	H4LEL10CS	£765.54	£918.65
1100	410	1040 - 1090	1057 - 1107	H4LEL11CS	£792.62	£951.14
1200	460	1140 - 1190	1157 - 1207	H4LEL12CS	£819.75	£983.70
1400	560	1340 - 1390	1357 - 1407	H4LEL14CS	£846.86	£1,016.23
1500	610	1440 - 1490	1457 - 1507	H4LEL15CS	£855.91	£1,027.09
1700	710	1640 - 1690	1657 - 1707	H4LEL17CS	£934.22	£1,121.06

### Colour hardware



### Please note:

\* Please indicate left or right handing when ordering. The Code shows Left side, to order right side, please change the L to R. e.g H4LEL10CS to H4LER10CS  
For full list of tray sizes and options see pages 44 - 46.  
For Side Panel and In-Line Panel information see page 09.





900 x 1200mm Offset Quadrant - H4SQ912CBB  
Anti-Slip Quadrant Tray - RSQG129L (Left Hand)

## One Door Quadrant

### SPECIFICATIONS:

- Chromed brass handle
- Polished Chrome, Matt Black and Brushed Brass frame
- 'Minimal' low profile seals
- Smooth running 'quick release' roller bearings
- 25mm vertical adjustment in each profile
- Reversible for left or right hand fixing

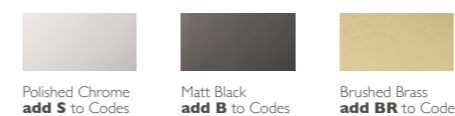
**FastFix**  
SYSTEM



900 x 900mm Quadrant - H4SQ9CS  
Anti-Slip Quadrant Tray - RSQG90

Description	Size (mm)	Aperture (mm)	Adjustment (mm)	Code	RRP Ex VAT	RRP Inc VAT
One Door Quadrant	800 x 800	425	750 - 775	H4SQ8CS	£892.12	£1,070.55
One Door Quadrant	900 x 900	525	850 - 875	H4SQ9C*	£892.12	£1,070.55
One Door Offset Quadrant	800 x 900	425	750 - 775 & 850 - 875	H4SQ89CS	£993.11	£1,191.73
One Door Offset Quadrant	800 x 1000	425	750 - 775 & 950 - 975	H4SQ810C*	£1,192.31	£1,430.77
One Door Offset Quadrant	800 x 1200	425	750 - 775 & 1150 - 1175	H4SQ812CS	£1,248.43	£1,498.12
One Door Offset Quadrant	900 x 1200	525	850 - 875 & 1150 - 1175	H4SQ912CS	£1,304.52	£1,565.43

### Colour options for hardware



### Please note:

\* Available in Matt Black & Brushed Brass.

For full list of tray sizes and options see pages 44 - 46.

N.B. Offset size enclosures - door always sits on curved / short edge of tray as illustrated.

## Two Door Quadrant

### SPECIFICATIONS:

- Chromed brass handles
- Polished Chrome frame
- 'Minimal' low profile seals
- Smooth running 'quick release' roller bearings
- 25mm vertical adjustment in each profile
- Reversible for left or right hand fixing



900 x 1200mm Offset Quadrant - **H4Q912CS**  
Anti-Slip Quadrant Tray - **RSQG129L** (Left Hand)

Description	Size (mm)	Aperture (mm)	Adjustment (mm)	Code	RRP Ex VAT	RRP Inc VAT
Quadrant	800 x 800	330	750 - 775	H4Q8CS	£793.02	£951.62
Quadrant	900 x 900	500	850 - 875	H4Q9CS	£793.02	£951.62
Quadrant	800 x 900	420	750 - 775 & 850 - 875	H4Q89CS	£882.77	£1,059.32
Offset Quadrant	800 x 1000	420	750 - 775 & 950 - 975	H4Q810CS	£985.66	£1,182.79
Offset Quadrant	800 x 1200	420	750 - 775 & 1150 - 1175	H4Q812CS	£1,043.66	£1,252.39
Offset Quadrant	900 x 1200	510	850 - 875 & 1150 - 1175	H4Q912CS	£1,101.60	£1,321.92

### Colour hardware



Polished Chrome

### Please note:

For full list of tray sizes and options see pages 44 - 46.

**N.B.** Offset size enclosures - door always sits on curved / short edge of tray as illustrated.

## Bi-Fold Door

### SPECIFICATIONS:

- Chromed brass hinges and handle
- Polished Chrome, Matt Black and Brushed Brass frame
- 25mm vertical adjustment in each profile
- Reversible for left or right hand fixing



1200mm Door - **H4B12CBR** | 800mm Side Panel - **H4R8CBR**  
Anti-Slip Tray - **RSTG128**

Size (mm)	Aperture (mm)	Adjustment (mm) Alcove Fitting	Adjustment (mm) Corner Fitting	Code	RRP Ex VAT	RRP Inc VAT
760	445	700 - 750	717 - 767	H4B76C*	£681.45	£817.74
800	485	740 - 790	757 - 807	H4B8C*	£681.45	£817.74
900	585	840 - 890	857 - 907	H4B9C*	£737.20	£884.64
1000	685	940 - 990	957 - 1007	H4B10C*	£799.20	£959.04
1200	885	1140 - 1190	1157 - 1207	H4B12CS	£824.00	£988.80

### Colour options for hardware



Polished Chrome  
**add S** to Codes



Matt Black  
**add B** to Codes



Brushed Brass  
**add BR** to Codes

### Please note:

\* Available in Matt Black & Brushed Brass.

For full list of tray sizes and options see pages 44 - 46.

**N.B.** 1000 and 1200 door options are one piece fully framed.

For Side Panel and In-Line Panel information see page 09.



## Pivot Door

### SPECIFICATIONS:

- Chromed brass hinges and handle
- Polished Chrome, Matt Black and Brushed Brass frame
- 'Minimal' low profile seals
- Pivot door must be hinged from the wall
- 25mm vertical adjustment in each profile
- Reversible for left or right hand fixing

**FullyAssembled**  
Easy To Install



## Side Panels, In-Line Panels and Extension Profiles

### SPECIFICATIONS:

- Polished Chrome, Matt Black and Brushed Brass frame
- 25mm vertical adjustment in each profile
- Reversible for left or right hand fixing



Size (mm)	Aperture (mm)	Adjustment (mm) Alcove Fitting	Adjustment (mm) Corner Fitting	Code	RRP Ex VAT	RRP Inc VAT
760	465	700 - 750	717 - 767	H4P76C*	£625.72	£750.87
800	505	740 - 790	757 - 807	H4P8C*	£625.72	£750.87
900	605	840 - 890	857 - 907	H4P9C*	£675.26	£810.31
1000	705	940 - 990	957 - 1007	H4P10CS	£700.03	£840.04



### Colour options for hardware


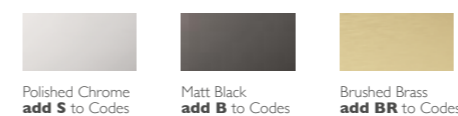


### Please note:

\* Available in Matt Black & Brushed Brass.  
For full list of tray sizes and options see pages 44 - 46.  
**N.B.** 1000 and 1200 door options are one piece fully framed.  
For Side Panel and In-Line Panel information see page 09.

Description	Size (mm)	Adjustment (mm)	Code	RRP Ex VAT	RRP Inc VAT
Side Panel	700	640-690	H4R7C	£389.48	£467.37
Side Panel	760	710 - 735	H4R76C	£422.58	£507.10
Side Panel	800	750 - 775	H4R8C	£422.58	£507.10
Side Panel	900	850 - 875	H4R9C	£460.37	£552.44
Side Panel	1000	950 - 975	H4R10C	£496.77	£596.12
In-line Panel	200	+ 200mm to door sizes	H4HL2C	£352.34	£422.81
In-line Panel	300	+ 300mm to door sizes	H4HL3C	£387.54	£465.05
Extension Profile	1950 High	35mm extra	H4ZEX2	£106.62	£127.94
Mini-Extension Profile	1950 High	25mm extra	H4ZEX3	£91.17	£109.40

### Colour options for hardware



NEW!



1200mm Door - H4112CS  
Anti-Slip Tray - RSTG128

## Inswing Door

This cleverly designed Inswing Door is ideal for a confined shower space or small ensuite where protrusion into the room needs to be minimal. The mechanism means that the door effectively opens one third into the room and two thirds remains inside the showering space.

The 800mm, 900mm and 1000mm units are one piece doors offering large access space; whilst the 1200mm option features an integrated Inline Panel. A dedicated Side Panel is available in three sizes should corner installation be required.



800mm Door - H418CS  
Anti-Slip Tray - RSTG108

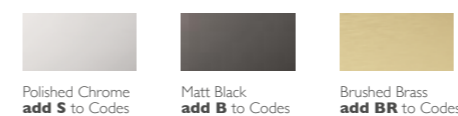


### SPECIFICATIONS:

- Minimal projection into bathroom space.
- Chromed plastic end and top caps.
- Smooth inward opening door operation.
- Maximised opening for easy shower access.
- Reversible for left or right hand fixing.

Description	Size (mm)	Aperture (mm)	Adjustment (mm) Alcove Fitting	Adjustment (mm) Corner Fitting	Code	RRP Ex VAT	RRP Inc VAT
Inswing Door	800	610	750 - 790	770 - 790	H418C	£795.00	£954.00
Inswing Door	900	710	850 - 890	870 - 890	H419C	£810.00	£972.00
Inswing Door	1000	810	950 - 990	970 - 990	H4110C	£830.00	£996.00
Inswing Door	1200*	573	1150 - 1190	1170 - 1190	H4112C	£895.00	£1,074.00
Side Panel	760	-	-	730 - 750	H41R76C	£422.58	£507.10
Side Panel	800	-	-	770 - 790	H41R8C	£422.58	£507.10
Side Panel	900	-	-	870 - 890	H41R9C	£460.37	£552.44

### Colour options for hardware



Polished Chrome add S to Codes  
Matt Black add B to Codes  
Brushed Brass add BR to Codes

### Please note:

\* The 1200mm model is includes In-Line Panel  
The Inswing Door must be used with its dedicated Side Panel; it is not compatible with other Haven8 products.



1200mm Door - H3S12CB | Anti-Slip Tray - RSTG128

## Sliding Door

### SPECIFICATIONS:


- PVC / magnetic seals
- Chromed brass bolt through handle
- Chromed plastic top caps
- Smooth running bearing assemblies in the top and bottom rails
- 'Quick release bearings' in the bottom rail
- Reversible for left or right hand fixing



1700mm Door - H3S17CS  
800mm Side Panel - H3R8CS

Size (mm)	Aperture (mm)	Adjustment (mm) Alcove Fitting	Adjustment (mm) Corner Fitting	Code	RRP Ex VAT	RRP Inc VAT
1000	390	940 - 990	966 - 1016	H3S10C*	£456.93	£548.32
1100	440	1040 - 1090	1066 - 1116	H3S11C*	£456.93	£548.32
1200	490	1140 - 1190	1166 - 1216	H3S12C*	£478.70	£574.44
1300	540	1240 - 1290	1266 - 1316	H3S13CS	£500.46	£600.56
1400	590	1340 - 1390	1366 - 1416	H3S14CS	£522.20	£626.64
1500	640	1440 - 1490	1466 - 1516	H3S15CS	£543.96	£652.75
1600	690	1540 - 1590	1566 - 1616	H3S16CS	£587.49	£704.99
1700	740	1640 - 1690	1666 - 1716	H3S17CS	£630.99	£757.19

### Colour options for hardware



Polished Chrome add S to Codes  
Matt Black add B to Codes  
Brushed Brass add BR to Codes  
Brushed Bronze add BZ to Codes

### Please note:

\* Available in Polished Chrome, Matt Black, Brushed Brass & Brushed Bronze.  
For full list of tray sizes and options see pages 44 - 46.  
For Side Panel and In-Line Panel information see page 21.

## Level Access Sliding Door

### SPECIFICATIONS:

- Easy release door function
- Chromed brass bolt through handle
- Chromed plastic top caps
- Smooth running bearing assemblies in the top rails
- Optional aluminium water guard strip (supplied)
- Right or left handing must be specified



1700mm Door - H3LEL17CS (Left Hand)  
Infinity Slate Tray - IGS178B

Size (mm)	Aperture (mm)	Adjustment (mm) Alcove Fitting	Adjustment (mm) Corner Fitting	Code *	RRP Ex VAT	RRP Inc VAT
1000	390	948 - 990	976 - 1017	H3LEL10CS	£537.86	£645.43
1100	440	1048 - 1090	1076 - 1117	H3LEL11CS	£537.86	£645.43
1200	490	1148 - 1190	1176 - 1217	H3LEL12CS	£559.63	£671.55
1400	590	1348 - 1390	1376 - 1417	H3LEL14CS	£603.12	£723.75
1500	640	1448 - 1490	1476 - 1517	H3LEL15CS	£611.99	£734.39
1700	740	1648 - 1690	1676 - 1717	H3LEL17CS	£711.95	£854.34

### Colour hardware



Polished Chrome

### Please note:

\* Please indicate left or right handing when ordering. The Code shows Left side, to order right side, please change the L to R. e.g H3LEL10CS to H3LER10CS  
For full list of tray sizes and options see pages 44 - 46.  
For Side Panel and In-Line Panel information see page 21.



## Corner Entry

### SPECIFICATIONS:

- PVC / magnetic seals
- Chromed brass bolt through handles
- Chromed plastic top caps
- Smooth running bearing assemblies in the top and bottom rails
- 'Quick release bearings' in the bottom rail allows quick cleaning
- Reversible for left or right hand fixing



1200 x 800mm Corner Entry - H3C812CS  
Anti-Slip Tray - RSTG128

Description	Size (mm)	Aperture (mm)	Adjustment (mm)	Code	RRP Ex VAT	RRP Inc VAT
Corner	700 x 700	320	650 - 675	H3C7CS	£543.96	£652.75
Corner	760 x 760	365	710 - 735	H3C76CS	£543.96	£652.75
Corner	800 x 800	390	750 - 775	H3C8CS	£543.96	£652.75
Corner	900 x 900	460	850 - 875	H3C9CS	£652.75	£783.31
Corner	1000 x 1000	525	950 - 975	H3C10CS	£696.25	£835.50
Offset Corner	700 x 900	395	650 - 675 & 850 - 875	H3C79CS	£630.99	£757.19
Offset Corner	760 x 900	415	710 - 735 & 850 - 875	H3C769CS	£630.99	£757.19
Offset Corner	760 x 1000	455	710 - 735 & 950 - 975	H3C7610CS	£652.75	£783.31
Offset Corner	800 x 900	430	750 - 775 & 850 - 875	H3C89CS	£630.99	£757.19
Offset Corner	800 x 1000	465	750 - 775 & 950 - 975	H3C810CS	£652.75	£783.31
Offset Corner	800 x 1200	550	750 - 775 & 1150 - 1175	H3C812CS	£696.25	£835.50

### Colour hardware



Polished Chrome





900 x 900mm Quadrant - H3SQ9CBZ  
Anti-Slip Quadrant Tray - RSQG90

## One Door Quadrant

### SPECIFICATIONS:

- Smooth running bearing assemblies in the top and bottom rails
- 'Quick release bearings' in the bottom rail to enable easy cleaning
- Full length colourless PVC seals
- Chromed brass handle on inside and outside of enclosure
- Chromed plastic top caps
- Easy Installation
- Reversible for left or right hand fixing

**FastFix**  
SYSTEM



1200 x 900mm Offset Quadrant - H3SQ129CS  
Anti-Slip Quadrant Tray - RSQG129

Description	Size (mm)	Aperture (mm)	Adjustment (mm)	Code	RRP Ex VAT	RRP Inc VAT
Quadrant	900 x 900	450	865 - 890	H3SQ9C*	£565.73	£678.87
Quadrant	1000 x 1000	450	965 - 990	H3SQ10CS	£805.05	£966.05
Offset Quadrant	900 x 800	450	865 - 890 & 765 - 790	H3SQ98CS	£630.99	£757.19
Offset Quadrant	1000 x 800	450	965 - 990 & 765 - 790	H3SQ810C*	£718.02	£861.62
Offset Quadrant	1200 x 800	450	1165 - 1190 & 765 - 790	H3SQ812CS	£805.05	£966.05
Offset Quadrant	1200 x 900	450	1165 - 1190 & 865 - 890	H3SQ129CS	£805.05	£966.05


#### Please note:

\* Available in Polished Chrome, Matt Black, Brushed Brass & Brushed Bronze.

For full list of tray sizes and options see pages 44 - 46.

**N.B.** Offset size enclosures - door always sits on curved / short edge of tray as illustrated.

#### Colour options for hardware



## Two Door Quadrant

### SPECIFICATIONS:

- Smooth running bearing assemblies in the top and bottom rails
- 'Quick release bearings' in the bottom rail to enable easy cleaning
- Full length colourless PVC seals
- Chromed brass handle on inside and outside of enclosure
- Chromed plastic top caps
- Easy Installation
- Reversible for left or right hand fixing

**FastFix**  
SYSTEM



1200 x 900mm Offset Quadrant - H3Q129CS  
Anti-Slip Quadrant Tray - RSQG129R

Description	Size (mm)	Aperture (mm)	Adjustment (mm)	Code	RRP Ex VAT	RRP Inc VAT
Quadrant	800 x 800	380	765 - 790	H3Q8CS	£500.46	£600.56
Quadrant	900 x 900	510	865 - 890	H3Q9CS	£500.46	£600.56
Quadrant	1000 x 1000	510	965 - 990	H3Q10CS	£739.78	£887.74
Offset Quadrant	900 x 800	450	865 - 890 & 765 - 790	H3Q98CS	£565.73	£678.87
Offset Quadrant	1000 x 800	450	965 - 990 & 765 - 790	H3Q810CS	£652.75	£783.31
Offset Quadrant	1200 x 800	450	1165 - 1190 & 765 - 790	H3Q812CS	£739.78	£887.74
Offset Quadrant	1200 x 900	520	1165 - 1190 & 865 - 890	H3Q129CS	£739.78	£887.74

### Colour hardware



Polished Chrome

### Please note:

For full list of tray sizes and options see pages 44 - 46.

**N.B.** Offset size enclosures - door always sits on curved / short edge of tray as illustrated.



## Bi-Fold Door

### SPECIFICATIONS:

- Chromed plastic top caps
- Easy Installation
- Reversible for left or right hand fixing
- Smooth running bearing assemblies running in the top and bottom rail

**FullyAssembled**  
EASY TO INSTALL



800mm Door - H3B8CBR  
Anti-Slip Tray - RSTG80

Size (mm)	Aperture (mm)	Adjustment (mm) Alcove Fitting	Adjustment (mm) Corner Fitting	Code	RRP Ex VAT	RRP Inc VAT
760	435	700 - 750	730 - 780	H3B76C	£435.17	£522.20
800	475	740 - 790	770 - 820	H3B8C	£435.17	£522.20
900	575	840 - 890	870 - 920	H3B9C	£456.93	£548.32
1000	675	940 - 990	970 - 1020	H3B10C	£500.46	£600.56

### Please note:

For full list of tray sizes and options see pages 44 - 46.

For Side Panel and In-Line Panel information see page 21.

### Colour options for hardware



Polished Chrome  
add **S** to Codes



Matt Black  
add **B** to Codes



Brushed Brass  
add **BR** to Codes



Brushed Bronze  
add **BZ** to Codes



## Pivot Door

### SPECIFICATIONS:

- Watertight magnetic seals
- Chromed brass bolt through handle
- Chromed plastic top caps
- Smooth operation hinges with chromed plastic cover caps
- Reversible for left or right hand fixing

**FullyAssembled**  
EASY TO INSTALL



800mm Door - H3P8CB | 800mm Side Panel - H3R8CB  
Anti-Slip Tray - RSTG80

Size (mm)	Aperture (mm)	Adjustment (mm) Alcove Fitting	Adjustment (mm) With Side Panel	Code	RRP Ex VAT	RRP Inc VAT
700	400	640 - 690	666 - 716	H3P7CS	£391.64	£469.97
760	460	700 - 750	726 - 776	H3P76C*	£391.64	£469.97
800	500	740 - 790	766 - 816	H3P8C*	£391.64	£469.97
900	600	840 - 890	866 - 916	H3P9C*	£413.37	£496.05
1000	700	940 - 990	966 - 1016	H3P10CS	£430.21	£516.26


### Please note:

\* Available in Polished Chrome, Matt Black, Brushed Brass & Brushed Bronze.

For full list of tray sizes and options see pages 44 - 46

For Side Panel and In-Line Panel information see page 21.

### Colour options for hardware




Polished Chrome add S to Codes  
Matt Black add B to Codes  
Brushed Brass add BR to Codes  
Brushed Bronze add BZ to Codes



## Side and In-Line Panels and Extension Profiles

### SPECIFICATIONS:


- Chromed plastic top caps
- Reversible for left or right hand fixing
- Extension profile extends all doors, side and in-line panels



Pivot Door & Side Panel Close up



Bi-fold door, In-line & Side Panel Close up




Extension Profile - Brushed Brass



Extension Profile - Polished Chrome

Description	Size (mm)	Adjustment (mm)	Code	RRP Ex VAT	RRP Inc VAT
Side Panel	700	665 - 690	H3R7C	£274.14	£328.97
Side Panel	760	725 - 750	H3R76C	£274.14	£328.97
Side Panel	800	765 - 790	H3R8C	£274.14	£328.97
Side Panel	900	865 - 890	H3R9C	£295.91	£355.09
Side Panel	1000	965 - 990	H3R10C	£316.15	£379.38
In-Line Panel	200	+200 to door size	H3HL2C	£274.14	£328.97
In-Line Panel	300	+300 to door size	H3HL3C	£274.14	£328.97
Extension Profile	1900 High	40mm extra	H3ZEX	£73.97	£88.76
Mini Extension Profile	1900 High	15mm extra	H3ZEX2	£60.62	£72.75

### Colour options for hardware



Polished Chrome add S to Codes  
Matt Black add B to Codes  
Brushed Brass add BR to Codes  
Brushed Bronze add BZ to Codes

# HAVEN6

TOTAL HEIGHT 1920 mm | GLASS THICKNESS 6 mm

## Frameless Pivot Door

### SPECIFICATIONS:

- Chromed plastic top caps
- Easy Installation
- Reversible for left or right hand fixing
- Matt Black sandblast finish renders product essentially scratch-proof
- Smooth running bearing assemblies running in the top and bottom rail
- Outward opening only



800mm Door - H3FPC8CS | 800mm Side Panel - H3FIR8CS  
Anti-Slip Tray - RSTG80

## Frameless Pivot Door with In-Line Panel

### SPECIFICATIONS:

- Watertight magnetic seals
- Chromed brass bolt through handle
- Chromed plastic top caps
- Reversible for left or right hand fixing
- Smooth operation hinges with chromed plastic cover caps
- Matt Black sandblast finish renders product essentially scratch-proof
- **Outward & Inward opening**

TOTAL HEIGHT 1920 mm | GLASS THICKNESS 6 mm



Door - H3FPICB | 1200mm In-Line Panel - H3FHR12CB  
800mm Side Panel - H3F2R8CB | Anti-Slip Tray - RSTG128

### Corner Fitting - Outward opening only

Description	Size (mm)	Aperture (mm)	Adjustment (mm)	Code	RRP Ex VAT	RRP Inc VAT
Door	760	640	715 - 735	H3FPC76C	£541.43	£649.71
Door	800	680	755 - 775	H3FPC8C	£541.43	£649.71
Door	900	780	855 - 875	H3FPC9C	£570.00	£684.00
Side Panel	760	-	720 - 740	H3FIR76C	£362.86	£435.43
Side Panel	800	-	760 - 780	H3FIR8C	£362.86	£435.43
Side Panel	900	-	860 - 880	H3FIR9C	£377.14	£452.57

### Alcove Fitting - Outward opening only


Description	Size (mm)	Aperture (mm)	Adjustment (mm)	Code	RRP Ex VAT	RRP Inc VAT
Door	760	600	710 - 750	H3FP76C	£541.43	£649.71
Door	800	640	750 - 790	H3FP8C	£541.43	£649.71
Door	900	740	850 - 890	H3FP9C	£570.00	£684.00

### Please note:

The Frameless Pivot Door must be used with its dedicated Side Panel, it is not compatible with other Haven6 products.



Colour options for hardware



### Corner Fitting - Outward & Inward opening


Description	Size (mm)	Aperture (mm)	Adjustment (mm)	Code	RRP Ex VAT	RRP Inc VAT
Door	665	600	-	H3FPIC	£472.57	£567.09
In-Line Panel	335	-	960 - 980	H3FHR10C	£330.29	£396.34
In-Line Panel	535	-	1160 - 1180	H3FHR12C	£344.57	£413.49
In-Line Panel	735	-	1360 - 1380	H3FHR14C	£373.14	£447.77
In-Line Panel	835	-	1460 - 1480	H3FHR15C	£401.71	£482.06
Side Panel	800	-	760 - 780	H3F2R8C	£362.86	£435.43
Side Panel	900	-	860 - 880	H3F2R9C	£377.14	£452.57

### Alcove Fitting - Outward & Inward opening

Description	Size (mm)	Aperture (mm)	Adjustment (mm)	Code	RRP Ex VAT	RRP Inc VAT
Door	665	600	-	H3FPIC	£472.57	£567.09
In-Line Panel	335	-	950 - 990	H3FH10C	£330.29	£396.34
In-Line Panel	535	-	1150 - 1190	H3FH12C	£344.57	£413.49
In-Line Panel	735	-	1350 - 1390	H3FH14C	£373.14	£447.77
In-Line Panel	835	-	1450 - 1490	H3FH15C	£401.71	£482.06



Colour options for hardware



## Sliding Door

### SPECIFICATIONS:

- Fully framed door with magnetic closing mechanism and cushioned seals
- Full length integral handle on inside and outside of door
- Reversible for left or right hand fixing

**FullyAssembled**  
E a s y t o i n s t a l l



Size (mm)	Aperture (mm)	Adjustment (mm) Alcove Fitting	Adjustment (mm) Corner Fitting	Code	RRP Ex VAT	RRP Inc VAT
1000	380	935 - 995	937 - 997	H5S10CS	£420.40	£504.48
1100	430	1035 - 1095	1037 - 1097	H5S11CS	£439.93	£527.92
1200	480	1135 - 1195	1137 - 1197	H5S12CS	£459.50	£551.39

### Colour hardware



Polished Chrome

### Please note:

For full list of tray sizes and options see pages 44 - 46  
For Side Panel and In-Line Panel information see page 27.

## Bi-Fold Door

### SPECIFICATIONS:

- Fully framed door with magnetic closing mechanism and cushioned seals
- Full length integral handle on inside and outside of door
- Precision roller bearing mechanism for smooth sliding action
- Reversible for left or right hand fixing

**FullyAssembled**  
E a s y t o i n s t a l l



Size (mm)	Aperture (mm)	Adjustment (mm) Alcove Fitting	Adjustment (mm) Corner Fitting	Code	RRP Ex VAT	RRP Inc VAT
700	470	645 - 705	647 - 707	H5B7CS	£435.17	£522.20
760	500	675 - 735	677 - 737	H5B76CS	£435.17	£522.20
800	560	735 - 795	737 - 797	H5B8CS	£435.17	£522.20
900	650	825 - 885	827 - 887	H5B9CS	£456.93	£548.32
1000	760	930 - 990	932 - 992	H5B10CS	£500.46	£600.56
1200	965	1140 - 1200	1142 - 1202	H5B12CS	£550.46	£660.56

### Colour hardware



Polished Chrome

### Please note:

For full list of tray sizes and options see pages 44 - 46  
For Side Panel and In-Line Panel information see page 27.

## Pivot Door

### SPECIFICATIONS:

- Fully framed door with magnetic closing mechanism
- Full length integral handle on inside and outside of door
- Full length cushion seals and deflector guide
- Outward opening doors must be hinged from the wall only
- Reversible for left or right hand fixing

**FullyAssembled**  
EASY TO INSTALL



Size (mm)	Aperture (mm)	Adjustment (mm) Alcove Fitting	Adjustment (mm) With Side Panel	Code	RRP Ex VAT	RRP Inc VAT
700	425	635 - 695	637 - 697	H5P7CS	£364.35	£437.22
760	485	695 - 755	697 - 757	H5P76CS	£364.35	£437.22
800	525	735 - 795	737 - 797	H5P8CS	£381.27	£457.53
900	625	835 - 895	837 - 897	H5P9CS	£398.23	£477.88

### Colour hardware



Polished Chrome

### Please note:

For full list of tray sizes and options see pages 44 -46  
For Side Panel and In-Line Panel information see page 27.

## Side and In-Line Panels and Extension Profiles

### SPECIFICATIONS:

- Reversible for left or right hand fixing
- Extension profile extends all doors, side and in-line panels



Description	Size (mm)	Adjustment (mm)	Code	RRP Ex VAT	RRP Inc VAT
Side Panel	700	630 - 690	H5R7CS	£274.14	£328.97
Side Panel	760	690 - 750	H5R76CS	£274.14	£328.97
Side Panel	800	730 - 790	H5R8CS	£274.14	£328.97
Side Panel	900	830 - 890	H5R9CS	£295.91	£355.09
Side Panel	1000	930 - 990	H5R10CS	£316.15	£379.38
Side Panel	1200	1130 - 1190	H5R12CS	£366.15	£439.38
In-Line Panel	200 x 1900	+285 to door size	H5HL2CS	£274.14	£328.97
In-Line Panel	300 x 1900	+335 to door size	H5HL3CS	£274.14	£328.97
In-Line Panel	400 x 1900	+410 to door size	H5HL4CS	£300.00	£360.00
Extension Profile	-	35mm extra	H5ZEXS	£73.97	£88.76

### Colour hardware



Polished Chrome



1200mm Corner Panel - **H3SP12CS** | 800mm Corner Panel - **H3SP8CS**  
400mm Pivoting 'L' Panel - **H3SPM4CS** | Brace Bar - **HBBK4590** | Tray - **RSTG168**

## Wetroom Panels - 8mm

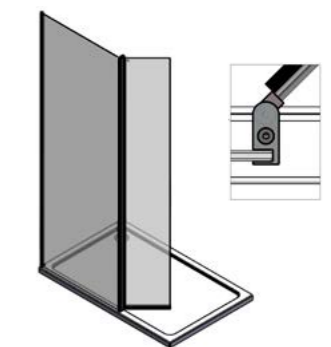




### SPECIFICATIONS:

- Reversible for left or right hand fixing
- **Power shower approved**
- Stylish brace bars and fixed or pivoting return panels can be purchased separately if required.  
An adjustable foot is supplied with the fixed return panel for extra support.

Description	Polished Chrome	Matt Black	Brushed Brass	Brushed Nickel	Gun Metal	Brushed Bronze	Actual Size (mm)	Code	RRP Ex VAT	RRP Inc VAT
<b>Corner Panel</b> (includes wall fixing kit allowing +/- 7.5mm of vertical adjustment)										
400 Corner Panel	•	•	•	•	•	•	365	H8SP4C	£293.99	£352.78
500 Corner Panel	•	•	•	•	•	•	465	H8SP5C	£307.33	£368.79
600 Corner Panel	•	•	•	•	•	•	565	H8SP6C	£320.66	£384.79
700 Corner Panel	•	•	•	•	•	•	665	H8SP7C	£334.04	£400.84
760 Corner Panel	•	•	•	•	•	•	725	H8SP76C	£342.95	£411.54
800 Corner Panel	•	•	•	•	•	•	765	H8SP8C	£347.40	£416.88
900 Corner Panel	•	•	•	•	•	•	865	H8SP9C	£360.77	£432.92
1000 Corner Panel	•	•	•	•	•	•	965	H8SP10C	£378.58	£454.29
1100 Corner Panel	•	•	•	•	•	•	1065	H8SP11C	£403.52	£484.23
1200 Corner Panel	•	•	•	•	•	•	1165	H8SP12C	£428.46	£514.15
1400 Corner Panel	•	•	•	•	•	•	1365	H8SP14C	£453.40	£544.08
<b>Deflector Panel</b> (includes fixed or pivoting corner fixing kit)										
200 'L' Shaped <b>Fixed</b> Return Panel	•	•	-	-	-	-	226	H8SPL2C	£217.84	£261.41
200 'L' Shaped <b>Pivoting</b> Return Panel	•	•	•	•	•	•	243	H8SPM2C	£280.60	£336.72
300 'L' Shaped <b>Pivoting</b> Return Panel	•	•	•	•	•	•	343	H8SPM3C	£288.40	£346.08
400 'L' Shaped <b>Pivoting</b> Return Panel	•	•	•	•	•	•	443	H8SPM4C	£296.18	£355.41
<b>Linear Panel</b> (includes freestanding floor fixing kit)										
1000 Linear Panel	•	•	-	-	-	-	955	H8LPI0C	£378.58	£454.29
1100 Linear Panel	•	•	-	-	-	-	1055	H8LPI1C	£403.52	£484.23
1200 Linear Panel	•	•	-	-	-	-	1155	H8LPI2C	£428.46	£514.15
1400 Linear Panel	•	•	-	-	-	-	1355	H8LPI4C	£453.40	£544.08
<b>Glass to Glass Panel</b> (includes fixing kit)										
600 Glass to Glass Panel	•	•	-	-	-	-	567	H8FP6C	£320.66	£384.79
700 Glass to Glass Panel	•	•	-	-	-	-	667	H8FP7C	£334.04	£400.84
760 Glass to Glass Panel	•	•	-	-	-	-	727	H8FP76C	£342.95	£411.54
800 Glass to Glass Panel	•	•	-	-	-	-	767	H8FP8C	£347.40	£416.88
900 Glass to Glass Panel	•	•	-	-	-	-	867	H8FP9C	£360.77	£432.92
1000 Glass to Glass Panel	•	•	-	-	-	-	967	H8FP10C	£378.58	£454.29
1100 Glass to Glass Panel	•	•	-	-	-	-	1067	H8FP11C	£403.52	£484.23
1200 Glass to Glass Panel	•	•	-	-	-	-	1167	H8FP12C	£428.46	£514.15
<b>Extension Profile</b> (0-35mm adjustment size)										
Select Extension Profile	•	•	-	-	-	-	up to 35	H8ZEX	£51.73	£62.08

Bracing is recommended for use with all wetroom panel sizes.  
**Additional deflector panel moves the wet area into the shower tray.**

### Colour options for hardware





800mm Corner Panel x2 - **H8SP8CS** | Glass to Glass Panel - **H8FP9CS**  
400mm Deflector Panel - **H8SPM4CS** | Brace Bar - **HBBK4590SQ** x2

## Wetroom Panels - 10mm


### SPECIFICATIONS:

- Reversible for left or right hand fixing
- **Power shower approved**
- Stylish brace bars and fixed or pivoting return panels can be purchased separately if required.  
An adjustable foot is supplied with the fixed return panel for extra support.

Description	Polished Chrome	Matt Black	Brushed Brass	Brushed Nickel	Gun Metal	Brushed Bronze	Actual Size (mm)	Code	RRP Ex VAT	RRP Inc VAT	
<b>Corner Panel</b> (includes wall fixing kit allowing +/- 7.5mm of vertical adjustment)											
400 Corner Panel	•	•	•	•	•	•	350	HI0SP4C	£303.78	£364.53	
500 Corner Panel	•	•	•	•	•	•	450	HI0SP5C	£329.60	£395.52	
600 Corner Panel	•	•	•	•	•	•	550	HI0SP6C	£365.21	£438.25	
700 Corner Panel	•	•	•	•	•	•	650	HI0SP7C	£383.03	£459.64	
760 Corner Panel	•	•	•	•	•	•	710	HI0SP76C	£396.39	£475.66	
800 Corner Panel	•	•	•	•	•	•	750	HI0SP8C	£405.30	£486.35	
900 Corner Panel	•	•	•	•	•	•	850	HI0SP9C	£423.12	£507.74	
1000 Corner Panel	•	•	•	•	•	•	950	HI0SP10C	£445.38	£534.45	
1100 Corner Panel	•	•	•	•	•	•	1050	HI0SP11C	£474.79	£569.75	
1200 Corner Panel	•	•	•	•	•	•	1150	HI0SP12C	£504.19	£605.02	
1400 Corner Panel	•	•	•	•	•	•	1350	HI0SP14C	£533.58	£640.29	
<b>Deflector Panel</b> (includes fixed or pivoting corner fixing kit)											
200 'L' Shaped <b>Fixed</b> Return Panel	•	•	-	-	-	-	226	HI0SPL2C	£258.32	£309.99	
200 'L' Shaped <b>Pivoting</b> Return Panel	•	•	•	•	•	•	243	HI0SPM2C	£333.93	£400.71	
300 'L' Shaped <b>Pivoting</b> Return Panel	•	•	•	•	•	•	343	HI0SPM3C	£343.20	£411.84	
400 'L' Shaped <b>Pivoting</b> Return Panel	•	•	•	•	•	•	443	HI0SPM4C	£352.46	£422.95	
<b>Linear Panel</b> (includes freestanding floor fixing kit)											
1000 Linear Panel	•	•	-	-	-	-	940	HI0LP10C	£445.38	£534.45	
1100 Linear Panel	•	•	-	-	-	-	1040	HI0LP11C	£474.79	£569.75	
1200 Linear Panel	•	•	-	-	-	-	1140	HI0LP12C	£504.19	£605.02	
1400 Linear Panel	•	•	-	-	-	-	1340	HI0LP14C	£533.58	£640.29	
<b>Glass to Glass Panel</b> (includes fixing kit)											
600 Glass to Glass Panel	•	•	-	-	-	-	556	HI0FP6C	£365.21	£438.25	
700 Glass to Glass Panel	•	•	-	-	-	-	656	HI0FP7C	£383.03	£459.64	
760 Glass to Glass Panel	•	•	-	-	-	-	716	HI0FP76C	£396.39	£475.66	
800 Glass to Glass Panel	•	•	-	-	-	-	756	HI0FP8C	£405.30	£486.35	
900 Glass to Glass Panel	•	•	-	-	-	-	856	HI0FP9C	£423.12	£507.74	
1000 Glass to Glass Panel	•	•	-	-	-	-	956	HI0FP10C	£445.38	£534.45	
1100 Glass to Glass Panel	•	•	-	-	-	-	1056	HI0FP11C	£474.79	£569.75	
1200 Glass to Glass Panel	•	•	-	-	-	-	1156	HI0FP12C	£504.19	£605.02	
<b>Extension Profile</b> (0-35mm adjustment size)											
Select Extension Profile 10mm	•	•	-	-	-	-	Up to 35	HI0ZEX	£56.04	£67.25	


### CONFIGURATIONS:

This is just a selection of configurations which can be created using either 8mm or 10mm Wetroom glass panels.



Bracing is recommended for use with all wetroom panel sizes.  
**Additional deflector panel moves the wet area into the shower tray.**


### Colour options for hardware





1200mm Corner Panel - H8SP12FCBZ | 800mm Corner Panel - H8SP8FCBZ  
Pivoting Deflector Panel - H8SPM3FCBZ | infinity Slate Tray IGS168G

Colour options for hardware



Polished Chrome add S to Codes | Matt Black add B to Codes | Brushed Brass add BR to Codes | Brushed Nickel add N to Codes | Gun Metal add GM to Codes | Brushed Bronze add BZ to Codes

## Wetroom Panels with Fluted Glass




**SPECIFICATIONS:**

- Reversible for left or right hand fixing
- **Power shower approved**
- Stylish brace bars and fixed or pivoting return panels can be purchased separately if required.  
An adjustable foot is supplied with the fixed return panel for extra support

Description	Glass Thickness	Actual Size (mm)	Code	RRP Ex VAT	RRP Inc VAT
<b>Corner Panels</b>					
800 Corner Panel	8mm	765	H8SP8FC	£367.58	£441.10
900 Corner Panel	8mm	865	H8SP9FC	£418.58	£502.30
1000 Corner Panel	8mm	965	H8SP10FC	£466.58	£559.90
1100 Corner Panel	8mm	1065	H8SP11FC	£514.58	£617.50
1200 Corner Panel	8mm	1165	H8SP12FC	£692.58	£831.10
<b>Deflector Panel</b> (includes fixed or pivoting corner fixing kit).					
300 Pivoting Deflector Panel	8mm	343	H8SPM3FC	£322.58	£387.10

**CONFIGURATIONS:**

This is just a selection of configurations which can be created using 8mm Wetroom Fluted glass panels.



- Corner Panel  
- Low Level Brace kit

- x2 Corner Panels  
- x2 Low Level Brace kits

- x2 Corner Panels  
- Low Level Brace kit  
- Side Panel Brace kit

- Corner Panel (in Alcove)  
- Low Level Brace kit

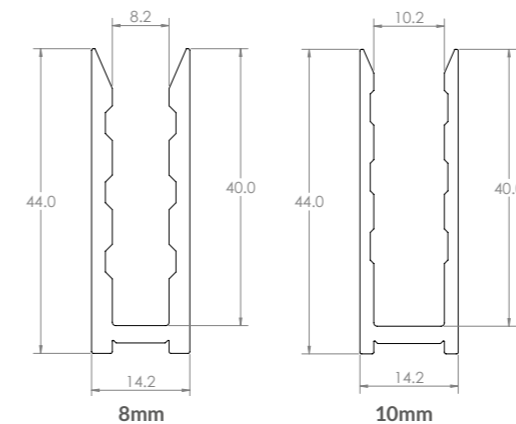
- Corner Panel  
- Floor to Ceiling Brace kit

- x2 Corner Panels  
- x2 Floor to Ceiling Brace kit

- Corner Panel  
- Ceiling Brace kit

- Corner Panel  
- Pivoting Deflector Panel  
- Low Level Brace kit

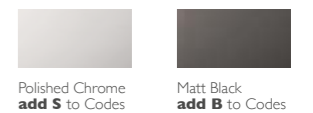
- x2 Corner Panels  
- Pivoting Deflector Panel  
- Low Level Brace kit



**Haven Select | Extension Profile**



Colour options for hardware



Polished Chrome add S to Codes | Matt Black add B to Codes

- When required this replaces the profile supplied to increase vertical adjustment

Glass Thickness	Adjustment	Code*	RRP Ex VAT	RRP Inc VAT
8mm	0-35mm	H8ZEX	£51.73	£62.08
10mm	0-35mm	H10ZEX	£56.04	£67.25

\* Add the colour code at the end of the code.

# Black Grid Wetroom Panels

**SPECIFICATIONS:**

- Frame: Matt Black
- Vertical adjustment: ±7.5mm
- Tray compatibility: Tray or straight to floor using a wetroom system
- Due to the nature of the product water integrity cannot be guaranteed - please consult your installer
- Glass filled paint fired into the glass during toughening



900mm Corner Panel - H8SP9GPB | 800mm Corner Panel - H8SP8GPB  
Pivoting Deflector Panel - H8SPM3GPB

Description	Size (mm)	Aperture (mm)	Adjustment (mm)	Code	RRP Ex VAT	RRP Inc VAT
Black Grid Wetroom Panel	800	765	+/- 7.5mm	H8SP8GPB	£440.00	£528.00
Black Grid Wetroom Panel	900	865	+/- 7.5mm	H8SP9GPB	£462.00	£554.40
Black Grid Wetroom Panel	1000	965	+/- 7.5mm	H8SP10GPB	£484.00	£580.80
Black Grid Wetroom Panel	1100	1065	+/- 7.5mm	H8SP11GPB	£517.00	£620.40
Black Grid Wetroom Panel	1200	1165	+/- 7.5mm	H8SP12GPB	£550.00	£660.00
Pivoting Deflector Panel	300	343	N/A	H8SPM3GPB	£352.00	£422.40

**Colour hardware**



Matt Black

**Please note:** All colours are available on request.

## Wetroom Brace Kits

### ROUND BRACE BARS



### SQUARE BRACE BARS




800mm Wetroom Panel - H8SP8PCS | Brace Bar - HF2C8KITSQ

### Round Brace Bars

Description	Max Size (mm)	Adjustment (mm)	Code	RRP Ex VAT	RRP Inc VAT
Low Level Brace Kit*	1030	Cut to suit	HBBK4590	£147.63	£177.16
Side Panel Brace Kit (use with HBBK4590)	1000	Cut to suit	HBBKT90	£147.63	£177.16
Ceiling Brace Kit	1030	Cut to suit	HBBKC50	£142.37	£170.85
Floor to Ceiling Brace Kit †	2700 high	Cut to suit	HF2C8KIT	£159.03	£190.83
Low Level Brace Kit (90° only)**	1030	Cut to suit	HBBK90	£114.57	£137.48
Mini Ceiling Brace Kit**	118	Cut to suit	HBBKMC01	£75.00	£90.00

**Colour options for hardware**



\* For use straight back to wall or can be cut to 45° if required for corner fixing as illustrated in 1 and 1(b). N.B. Adjustments are measured from the wall to the inside of the glass.

\*\* Matt Black is available for **Low Level Brace Kit (90° only)** and **Mini Ceiling Brace kit**, add B at the end of the code.

† Only available for 8mm glass.

### Square Brace Bars


Description	Max Size (mm)	Code Polished Chrome	RRP Ex VAT	RRP Inc VAT	Code Add B, BR, N, GM, BZ	RRP Ex VAT	RRP Inc VAT
Low Level Brace Kit*	1030	HBBK4590SQ	£147.63	£177.16	HBBK4590SQ	£162.42	£194.90
Side Panel Brace Kit (use with HBBK4590)	1000	HBBKT90SQ	£147.63	£177.16	HBBKT90SQ	£162.42	£177.16
Ceiling Brace Kit	1030	HBBKC50SQ	£142.37	£170.85	HBBKC50SQ	£162.42	£170.85
Floor to Ceiling Brace Kit †	2700 high	HF2C8KITSQ	£159.03	£190.83	HF2C8KITSQ**	£174.91	£209.89

\*For use straight back to wall or can be cut to 45° if required for corner fixing as illustrated in 1 and 1(b). N.B. Adjustments are measured from the wall to the inside of the glass.

\*\* Not available in Gun Metal and Brushed Bronze.

† Only available for 8mm glass.

**Colour options for hardware**



Polished Chrome add S to Codes

Matt Black add B to Codes

Brushed Brass add BR to Codes

Brushed Nickel add N to Codes

Gun Metal add GM to Codes

Brushed Bronze add BZ to Codes

**NEW!**



1400mm 3 Panel Sliding Door - H3SA14CS

## 3 Panel Sliding Door

The innovative 3 panel sliding door moves as one in a synchronised action. The sliding action is a gliding motion unrivalled in the marketplace. There is no bottom rail at all or threshold and the fixed panel is aligned to the inside edge of the shower tray – with the 2 sliding panels sitting inside the wet area.

The openings offered by the products are huge and offer major benefits for assisted showering or wider access requirements. The 1200mm version has an opening of 671mm which offers easy wheelchair access if required. A dedicated side panel is available if the layout requires a corner installation.

### SPECIFICATIONS:

- All 3 panels move together as one
- Magnets hidden behind aluminium profile
- **Large opening for easy shower access**
- Magnetic seal ensures positive close
- Chromed plastic end and top caps
- Reversible for left or right hand fixing



Size (mm)	Description	Aperture (mm)	Adjustment (mm) Alcove Fitting	Adjustment (mm) Corner Fitting	Code	RRP Ex VAT	RRP Inc VAT
1000	Door	538	950 - 990	960 - 980	H3SA10CS	£570.00	£684.00
1200	Door	671	1150 - 1190	1160 - 1180	H3SA12CS	£595.00	£714.00
1400	Door	804	1350 - 1390	1360 - 1380	H3SA14CS	£645.00	£774.00
1600	Door	938	1550 - 1590	1560 - 1580	H3SA16CS	£695.00	£834.00
1700	Door	1004	1650 - 1690	1660 - 1680	H3SA17CS	£720.00	£864.00
700	Side Panel	-		660 - 680	H3RA7CS	£389.48	£467.38
800	Side Panel	-		760 - 780	H3RA8CS	£422.58	£507.10
900	Side Panel	-		860 - 880	H3RA9CS	£460.37	£552.44

### Colour hardware



Polished Chrome

### Please note:

Doors move together in synchronised action

No bottom rail or threshold – fixed panel aligns with inside lip of shower tray

# HAVEN8 BATH SCREENS

TOTAL HEIGHT 1467 - 1500 mm

GLASS THICKNESS 8 mm



Pivoting Bath Screen - H4D3CS  
TOTAL HEIGHT 1500 mm  
GLASS THICKNESS 8 mm



Inward Folding Bath Screen - V8BV13B  
TOTAL HEIGHT 1500 mm  
GLASS THICKNESS 8 mm



Fixed Bath Screen - H4D11CS  
TOTAL HEIGHT 1467 mm  
GLASS THICKNESS 8 mm




Hinged Bath Screen - H4D12CSR (right hand)  
TOTAL HEIGHT 1500 mm  
GLASS THICKNESS 8 mm

## PIVOTING BATH SCREEN

### SPECIFICATIONS:

- Width: 835mm
- Power shower approved / Leakproof
- Rotates through 180° for access
- Unique seal system
- Reversible for left or right hand fixing
- Polished Chrome, Matt Black and Brushed Brass frame

### Colour options for hardware




## INWARD FOLDING BATH SCREEN

### SPECIFICATIONS:

- Width: 525 - 550mm / Width Closed: 885 - 910mm
- Power shower approved / Leakproof
- Inward folding panel
- Reversible for left or right hand fixing
- Polished Chrome and Matt Black frame

### Colour options for hardware




## FIXED BATH SCREEN

### SPECIFICATIONS:

- Width: 800mm
- Power shower approved / Leakproof
- Brace bar included
- Unique sealing system for added water integrity
- Reversible for left or right hand fixing
- Polished Chrome and Matt Black frame

### Colour options for hardware




## HINGED BATH SCREEN

### SPECIFICATIONS:

- Width: 835mm
- Power shower approved / Leakproof
- Polished Chrome frame and chromed brass hinges
- Outward opening
- Unique sealing system for added water integrity
- Left or right handing must be specified

### Colour hardware



Description	Colour	Size (mm)	Adjustment (mm)	Code	RRP Ex VAT	RRP Inc VAT
Pivoting Bath Screen	Polished Chrome	1500 x 835	810 - 835	H4D3CS	£455.75	£546.90
Pivoting Bath Screen	Matt Black	1500 x 835	810 - 835	H4D3CB	£455.75	£546.90
Pivoting Bath Screen	Brushed Brass	1500 x 835	810 - 835	H4D3CBR	£455.75	£546.90
Inward Folding Bath Screen	Polished Chrome	1500 x 910	885 - 910	H4D6CS	£490.26	£588.31
Inward Folding Bath Screen	Matt Black	1500 x 910	885 - 910	V8BV13B	£490.26	£588.31

Description	Colour	Size (mm)	Adjustment (mm)	Code	RRP Ex VAT	RRP Inc VAT
Fixed Bath Screen	Polished Chrome	1467 x 800	783 - 808	H4D11CS	£359.07	£430.88
Fixed Bath Screen in Black	Matt Black	1467 x 800	783 - 808	V8BS13B	£359.07	£430.88
Hinged Bath Screen Left Hand	Polished Chrome	1500 x 835	810 - 835	H4D12CSL	£531.71	£638.05
Hinged Bath Screen Right Hand	Polished Chrome	1500 x 835	810 - 835	H4D12CSR	£531.71	£638.05

# HAVEN6 BATH SCREENS

TOTAL HEIGHT 1400 - 1500 mm

GLASS THICKNESS 6 mm



Angled Pivoting Bath Screen - H2D1CS

TOTAL HEIGHT 1500 mm  
GLASS THICKNESS 6 mm



Curved Pivoting Bath Screen - H2D2CB

TOTAL HEIGHT 1400 mm  
GLASS THICKNESS 6 mm



Standard Pivoting Bath Screen - H2D3CS

TOTAL HEIGHT 1400 mm  
GLASS THICKNESS 6 mm



Inward Folding Bath Screen - H2D6CB

TOTAL HEIGHT 1500 mm  
GLASS THICKNESS 6 mm

## ANGLED PIVOTING BATH SCREEN

### SPECIFICATIONS:

- Width: 850mm
- Frameless with radius glass
- Reversible for left or right hand fixing
- Suitable for all standard bath mixer and electric showers
- Not recommended for use with pumped or pressurised systems

### Colour hardware



Polished Chrome

## CURVED PIVOTING BATH SCREEN

### SPECIFICATIONS:

- Width: 800mm
- Power shower compatible / Leakproof
- Rising hinge system
- Rotates through 180° for access
- Polished Chrome and Matt Black frame

### Colour options for hardware



Polished Chrome



Matt Black

## STANDARD PIVOTING BATH SCREEN

### SPECIFICATIONS:

- Width: 800mm
- Power shower compatible / Leakproof
- Rising hinge system
- Rotates through 180° for access
- Polished Chrome and Matt Black frame

### Colour options for hardware



Polished Chrome



Matt Black

## INWARD FOLDING BATH SCREEN

### SPECIFICATIONS:

- Width: 910mm
- Power shower approved / Leakproof
- Brace bar included
- Unique sealing system for added water integrity
- Polished Chrome and Matt Black frame
- Matt Black sandblast finish renders product essentially scratch-proof

### Colour options for hardware



Polished Chrome



Matt Black

Description	Colour	Size (mm)	Adjustment (mm)	Code	RRP Ex VAT	RRP Inc VAT
Angled Pivoting Bath Screen	Polished Chrome	1500 x 850	850 - 875	H2D1CS	£248.06	£297.67
Curved Pivoting Bath Screen	Polished Chrome	1400 x 800	780 - 800	H2D2CS	£208.70	£250.44
Curved Pivoting Bath Screen	Matt Black	1400 x 800	780 - 800	H2D2CB	£208.70	£250.44

Description	Colour	Size (mm)	Adjustment (mm)	Code	RRP Ex VAT	RRP Inc VAT
Standard Pivoting Bath Screen	Polished Chrome	1400 x 800	780 - 800	H2D3CS	£208.70	£250.44
Standard Pivoting Bath Screen	Matt Black	1400 x 800	780 - 800	H2D3CB	£208.70	£250.44
Inward Folding Bath Screen	Polished Chrome	1500 x 910	885 - 910	H2D6CS	£414.93	£497.92
Inward Folding Bath Screen	Matt Black	1500 x 910	885 - 910	H2D6CB	£414.93	£497.92
Over-Width Inward Folding Bath Screen	Polished Chrome	1500 x 975	950 - 975	H2D8CS	£414.93	£497.92
Over-Width Inward Folding Bath Screen	Matt Black	1500 x 975	950 - 975	H2D8CB	£414.93	£497.92



Curved Inward Folding Bath Screen - H2D9CSL

TOTAL HEIGHT  $\updownarrow$  1500 mm GLASS THICKNESS  $\updownarrow$  6 mm

## CURVED INWARD FOLDING BATH SCREEN

### SPECIFICATIONS:

- Width Open: 525 - 550mm Width Closed: 885 - 910mm
- Power shower approved / Leakproof
- Frameless with curved glass
- Optional brace bar included
- Left or right handing must be specified (Left hand pictured)

### Colour hardware



Polished Chrome



Power Shower Pivoting Bath Screen - H2D10CBR

TOTAL HEIGHT  $\updownarrow$  1500 mm GLASS THICKNESS  $\updownarrow$  6 mm

## POWER SHOWER PIVOTING BATH SCREEN

### SPECIFICATIONS:

- Width: 815mm
- Power shower approved / Leakproof
- Rotates through 180° for access
- Frameless with square glass
- Unique sealing system for added water integrity
- Reversible for left or right hand fixing

### Colour options for hardware



Polished Chrome



Matt Black



Brushed Brass

Description	Colour	Size (mm)	Adjustment (mm)	Code	RRP Ex VAT	RRP Inc VAT
Curved Inward Folding Bath Screen - Left	Polished Chrome	1500 x 910	885 - 910	H2D9CSL	£353.64	£424.37
Curved Inward Folding Bath Screen - Right	Polished Chrome	1500 x 910	885 - 910	H2D9CSR	£353.64	£424.37
Power Shower Pivoting Bath Screen	Polished Chrome	1500 x 815	810 - 825	H2D10CS	£389.91	£467.89
Power Shower Pivoting Bath Screen	Matt Black	1500 x 815	810 - 825	H2D10CB	£389.91	£467.89
Power Shower Pivoting Bath Screen	Brushed Brass	1500 x 815	810 - 825	H2D10CBR	£389.91	£467.89



Fixed Bath Screen - H2D11CB

TOTAL HEIGHT  $\updownarrow$  1467 mm GLASS THICKNESS  $\updownarrow$  6 mm

## FIXED BATH SCREEN

### SPECIFICATIONS:

- Width: 800mm
- Power shower approved / Leakproof
- Frameless with square glass
- Brace bar included
- Unique sealing system for added water integrity
- Reversible for left or right hand fixing

### Colour options for hardware



Polished Chrome



Matt Black

Description	Colour	Size (mm)	Adjustment (mm)	Code	RRP Ex VAT	RRP Inc VAT
Fixed Bath Screen	Polished Chrome	1467 x 800	787 - 812	H2D11CS	£303.82	£364.58
Fixed Bath Screen	Matt Black	1467 x 800	787 - 812	H2D11CB	£303.82	£364.58
4 Panel Folding Bath Screen	Polished Chrome	1400 x 847	842 - 852	H2D13CS	£390.00	£468.00



4 Panel Folding Bath Screen - H2D13CS

TOTAL HEIGHT  $\updownarrow$  1400 mm GLASS THICKNESS  $\updownarrow$  4 mm

## 4 PANEL FOLDING BATH SCREEN

### SPECIFICATIONS:

- Width: 847mm
- Power shower approved / Leakproof
- Rotates through 180° for access.
- Space saving solution, fully folds back when not in use.
- Unique hinge system enables smooth moving operation.
- Reversible for left or right hand fixing

### Colour hardware

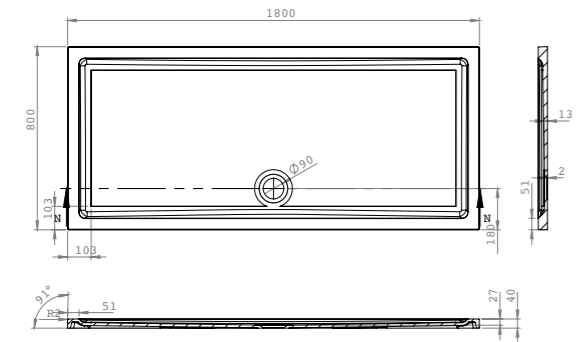


Polished Chrome



## Anti-Slip Trays

Chrome waste included with tray



Riser Kit Height: 100mm

### Square Trays

Width (mm)	Depth (mm)	Height (mm)	Code	RRP Ex VAT	RRP Inc VAT
700	700	40	RSTG70	£202.13	£242.56
760	760	40	RSTG76	£202.13	£242.56
800	800	40	RSTG80	£227.83	£273.40
900	900	40	RSTG90	£253.53	£304.24

### Rectangular Trays

Width (mm)	Depth (mm)	Height (mm)	Code	RRP Ex VAT	RRP Inc VAT
800	700	40	RSTG87	£256.10	£307.32
900	700	40	RSTG97	£256.10	£307.32
900	760	40	RSTG976	£256.10	£307.32
900	800	40	RSTG98	£256.10	£307.32
1000	700	40	RSTG107	£279.22	£335.06
1000	800	40	RSTG108	£304.92	£365.90
1000	900	40	RSTG109	£304.92	£365.90
1100	800	40	RSTG118	£304.92	£365.90
1200	700	40	RSTG127	£307.21	£368.65
1200	760	40	RSTG1276	£307.21	£368.65
1200	800	40	RSTG128	£309.21	£371.05
1200	900	40	RSTG129	£313.92	£376.70
1300	800	40	RSTG138	£432.96	£519.55
1400	700	40	RSTG147	£432.96	£519.55
1400	800	40	RSTG148	£442.06	£530.47
1400	900	40	RSTG149	£464.26	£557.11
1500	800	40	RSTG158	£519.33	£623.20
1500	900	40	RSTG159	£519.33	£623.20
1600	700	40	RSTG167	£519.33	£623.20
1600	800	40	RSTG168	£552.37	£662.84
1600	900	40	RSTG169	£563.10	£675.72
1700	700	40	RSTG177	£588.77	£706.52
1700	760	40	RSTG1776	£588.77	£706.52
1700	800	40	RSTG178	£614.77	£737.72
1700	900	40	RSTG179	£627.10	£752.52
1800	800	40	RSTG188	£680.85	£817.02

### Colour Finish



White

## Anti-Slip Quadrant Trays

Chrome waste included with tray

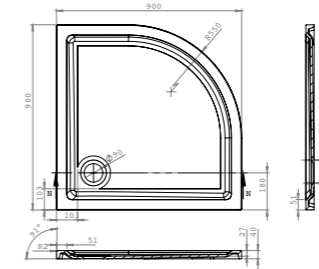
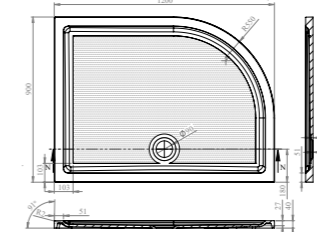


Image shown as Left hand



### Quadrant

Width (mm)	Depth (mm)	Height (mm)	Code	RRP Ex VAT	RRP Inc VAT
800	800	40	RSQG80	£266.38	£319.66
900	900	40	RSQG90	£274.08	£328.90

### Offset Quadrant

Width (mm)	Depth (mm)	Height (mm)	Handing	Code	RRP Ex VAT	RRP Inc VAT
1000	800	40	Left Hand	RSQGI08L	£372.49	£446.99
1000	800	40	Right Hand	RSQGI08R	£372.49	£446.99
1200	800	40	Left Hand	RSQGI28L	£442.24	£530.69
1200	800	40	Right Hand	RSQGI28R	£442.24	£530.69
1200	900	40	Left Hand	RSQGI29L	£442.24	£530.69
1200	900	40	Right Hand	RSQGI29R	£442.24	£530.69

### Colour Finish



White

## Riser Kits



### Square & Rectangular

Description	Height	Code	RRP Ex VAT	RRP Inc VAT
Riser Kit for RSTG70 - RSTG118	100mm	RSTGRK01	£96.97	£116.36
Riser Kit for RSTG127 - RSTG179	100mm	RSTGRK02	£96.97	£116.36
Riser Kit for RSTG188	100mm	RSTGRK03	£96.97	£116.36

### Quadrant

Description	Height	Code	RRP Ex VAT	RRP Inc VAT
Riser Kit for Quadrant	100mm	RSQGRK02	£96.97	£116.36


## Tray waste & Cover Cap Spares



Colour	Code	RRP Ex VAT	RRP Inc VAT
Tray waste & Polished Chrome Cap	RDTW01	£50.00	£60.00
Tray waste Cap - White	RDTWCW	£25.00	£30.00
Tray waste Cap - Matt Black	RDTWCB	£25.00	£30.00
Tray waste Cap - Brushed Brass	RDTWCBR	£45.00	£54.00
Tray waste Cap - Brushed Nickel	RDTWCN	£45.00	£54.00

The waste flow rate is 39 LPM (litres per minute)

### Colour options for hardware



Polished Chrome

White

Matt Black

Brushed Brass

Brushed Nickel



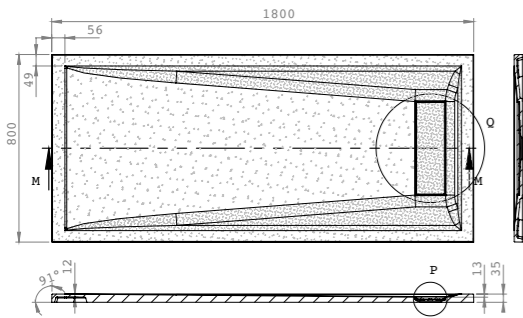


**Anti-Slip**  
DIN Class B




## Infinity Slate Trays


Waste included with tray



White



Grey



Black

Width (mm)	Depth (mm)	Height (mm)	Code	RRP Ex VAT	RRP Inc VAT
800	800	35	IGS80	£510.39	£612.47
1000	800	35	IGS108	£520.71	£624.86
1200	800	35	IGS128	£585.48	£702.57
1200	900	35	IGS129	£621.46	£745.75
1400	800	35	IGS148	£653.84	£784.61
1400	900	35	IGS149	£675.52	£810.62
1500	800	35	IGS158	£675.52	£810.62
1600	800	35	IGS168	£682.69	£819.22
1600	900	35	IGS169	£779.93	£935.92
1700	800	35	IGS178	£779.93	£935.92
1800	800	35	IGS188	£787.03	£944.44
Roman Tray Waste - No Cap			RDTW02	£50.00	£60.00

**Please note:** In case of a frameless or a walk-in type of shower enclosure it is normal to see water escaping the tray or splashing outside of the enclosure. You may consider using a fully framed enclosure or a threshold seal on the edges of the shower tray.

### Colour Finishes



White  
add **W** to codes



Grey  
add **G** to codes



Black  
add **B** to codes

## Consumer Guide


Roman shower enclosures have been tested and fully conform to the scope and relevant characteristics of BS EN14428:2015 (Shower Enclosures - Functional requirements and test methods), to meet the requirements of the mandate given under the EU Construction Product Directive (89/106/EEC).

As a result of full compliance to the directive and harmonized standard; Roman shower enclosures carry the 'CE' mark and are accompanied by a declaration of performance. (Available to view on [www.roman-showers.com](http://www.roman-showers.com))

The CE marking indicates Roman shower enclosures conform to all essential requirements of European health and safety and environmental protection legislation. The conformity is mandatory, and allows Roman products to be legally placed on the market anywhere in the European Economic Area.

As per government guidelines Roman are actively preparing to apply the new UK CA Mark for any newly manufactured products from 1st January 2021. The UKCA (UK Conformity Assessed) marking is a new UK product marking that will be used for goods being placed on the market in Great Britain (England, Wales and Scotland). It covers most goods which previously required the CE marking.

Additionally all Roman trays fully conform to EN14527:2016.



## Important Product Details

- Haven Enclosures and Bath Screens carry a lifetime manufacturer's guarantee if products are installed according to the installation instructions - see guarantee criteria to the right.
- Simple and clear installation instructions are included with all Haven Products.
- Any guarantee variations are indicated separately.
- All Haven Enclosures and Bath Screens are manufactured using toughened safety glass which complies to BSEN12150.
- All Haven Enclosures and Bath Screens are tested in accordance with BSEN14428 - Shower enclosures, functional requirements and test methods.
- Roman's toughened glass is completely safe for use in our shower enclosures and bath screens; providing our products are installed according to our guidelines.
- It is important to note, that the glass must not be mounted or 'pinched' in such a way that would cause a stress point to develop in the glass. In addition, it must not be subjected to any sharp impact or severe temperature fluctuation which may also cause a stress point to develop in the glass.
- Roman's toughened glass is physically and thermally significantly stronger than standard glass. However a significant impact (or stress as outlined above) can cause toughened glass to break. In the event of breakage, toughened glass will break safely into small fragments in line with all relevant standards.
- All heights quoted for Enclosures and Bath Screens are from the top of the shower tray or bath.
- All fixings are hidden on Haven products.
- The term "Silver" describes the colour of the aluminium finish. No silver metal is included in any Haven products.
- All fixings and pivot pins are manufactured from stainless steel - this adds great strength and durability to Haven products.
- All seals and gaskets on Haven products are manufactured from colourless PVC.
- Haven over-bath products are not designed for baths with shaped or stepped fronts or integral soap dishes.
- The design rights of these products are owned by Roman Limited. All rights reserved.
- Roman recommends only the use of Roman Trays with Roman Shower Enclosures.
- For compatibility of Haven Enclosures with steam generators please contact Roman Customer Relations for advice on: +44 (0) 1325 328 033.
- Roman Ultra Care pre-coat must be maintained by applying Ultra Care from a bottle on an ongoing basis as it will naturally diminish over time.
- Due to the nature of the Haven Wetroom Panel products, water integrity cannot be guaranteed. Please consult your installer.

## Guarantee

Roman Ltd. guarantees all Haven Shower Enclosures and Bath Screens and Roman solid surface trays against faulty materials or manufacture for LIFE, provided they have been installed, used and maintained in accordance with our instructions.

All Roman product guarantees must be completed and returned within 60 days of purchase to validate the relevant guarantee. Failure to meet this deadline will result in a statutory 1 year guarantee on all products.

Should a claim arise Roman Ltd. Customer Relations will investigate the issue. As part of this investigation we request that the following conditions be satisfied:

- Proof of purchase at the time of the claim.
- The guarantee applies to the original purchaser only and is non transferable.
- The product has been fitted / installed in accordance with Haven fixing instructions, local bylaws and general good plumbing practice.
- The product has been maintained and cared for in accordance with our instructions (including regular and appropriate cleaning).

If in our opinion the product has been modified, misused, neglected, wilfully or accidentally damaged, we can accept no responsibility for failure.

Roman Ltd. or its representatives must be given the opportunity to inspect the product in the installed condition. Callouts may be chargeable depending upon circumstances.

Should any products included in the Lifetime guarantee be used for commercial use i.e. leisure clubs, schools, hospitals, student accommodation, hotels or residential homes, only a 5 year guarantee will be applicable.

If in our opinion the product fails due to faulty materials or manufacture and that the conditions above have been met, Roman Ltd. will arrange for a specialist Roman Technical Sales Representative to repair or replace that item at our option.

Roman Ltd. believes in continuous improvement. If in our opinion the product has failed under the terms of the Guarantee and a replacement is offered but identical goods are no longer available, Roman Ltd will endeavour to replace it with our nearest equivalent product. For countries outside of the UK and Republic of Ireland, where a product has failed due to faulty materials or manufacture, a replacement product or product part will be offered only.

Should Roman Ltd carry out work as a result of a claim but subsequently it is revealed that the product has been abused or improperly installed, we reserve the right to charge the customer for the expense incurred.

The liability of Roman Ltd. is limited to the product supplied by Roman Ltd. and does not extend to consequential loss or damage arising from the defective product.

This Guarantee, which is effective for products purchased after July 1st 2008, states our entire liability and is offered to customers acquiring our products as consumers, not in the course of trade or business. Ex displays or products reinstalled from their original position are not covered under this guarantee.

Non glass or metallic parts (e.g. seals) are subject to normal wear and tear through usage and are therefore covered on all products for 1 year from installation.

Roman Ultra Care pre-coat is not covered by this guarantee and it must be maintained by applying Ultra Care from a bottle on an ongoing basis.

Haven products not included in the Lifetime Guarantee includes the Roman Acrylic Capped Trays which are covered for one year.

This Guarantee does not affect your statutory rights. This Guarantee is wholly applicable in the UK and Republic of Ireland - export conditions as indicated.

Roman Limited  
Whitworth Avenue, Aycliffe Business Park, County Durham, DL5 6YN  
Phone: +44 (0) 1325 328033  
[www.roman-showers.com](http://www.roman-showers.com)


# SUSTAINABILITY



**ALUMINIUM & BRASS**  
100% of Roman aluminium is recycled material.



**GLASS**  
80% of Roman glass is recycled material.



**PACKAGING**  
All packaging is manufactured from recycled corrugated cardboard.



**CARBON NEUTRAL**  
Roman achieved carbon neutral certification from the Carbon Trust in 2021.



**ISO**  
Introducing the concept of measurement into every process for sustainable manufacturing



**TRAYS**  
Re-used back to its original value at the end of life.

All Roman products meet and exceed approved testing standards. A key facet of sustainability is an adherence to these standards. The use of substandard materials means they will fail and need to be replaced.



**CIRCULAR ECONOMY**  
Roman's sustainable supply chain focuses on recycling before and after the life of the product.



**MADE IN BRITAIN**  
All Roman products are proudly Made in Britain.



**UNGC**  
Roman is a committed member of the United Nations Global Compact and their sustainable development goals.



All Roman Products meet and exceed approved testing standards. A key facet of sustainability is adherence to Standards - this is often overlooked. The use of substandard materials or products simply means they will fail and need to be replaced.



**ENDURANCE TEST**  
The shower door is open and closed on a 20,000 cycle to ensure endurance.



**WATER RETENTION TEST**  
High pressure shower is directed at the door to ensure there's no leakage.



**STRUCTURAL STABILITY TEST**  
A ball up to the weight of 50kg is launched into the enclosure to ensure rigidity if there is a fall.



**PRODUCT TRACEABILITY**  
Roman take digital photographs of each product in production and each box has a unique code for 10 years.



# TRADE



#### ROMAN HEAD OFFICE

Whitworth Avenue,  
Aycliffe Business Park,  
County Durham,  
DL5 6YN,  
England, UK.

#### GENERAL RECEPTION

Phone: +44 (0) 1325 311318

#### UK CUSTOMER RELATIONS

Phone: +44 (0) 1325 328033  
Email: [custserv@roman-showers.com](mailto:custserv@roman-showers.com)

#### UK SALES

Phone: +44 (0) 1325 328034  
Email: [orders@roman-showers.com](mailto:orders@roman-showers.com)

#### INTERNATIONAL SALES/CUSTOMER RELATIONS

Phone: +44 (0) 1325 327740  
Email: [international@roman-showers.com](mailto:international@roman-showers.com)  
[www.roman-showers.com/international](http://www.roman-showers.com/international)

#### ROMAN - IRELAND

W10F  
Ladytown Business Park  
Naas  
County Kildare  
W91 DF80  
Ireland  
Phone: +353 (0) 45 408 118  
Email: [irelandsales@roman-showers.com](mailto:irelandsales@roman-showers.com)

#### ROMAN - ASIA PACIFIC

Roman Asia Sdn Bhd (941603-K)  
No. 3, Jalan Perindustrian Satria,  
Taman Perindustrian Satria,  
43500 Semenyih, Selangor, Malaysia  
Phone: +60 (0) 3 8727 8816  
Email: [romanasia@roman-showers.com](mailto:romanasia@roman-showers.com)

